

NSS 2022

Good Practice Guide

Marketing and promoting the National Student Survey

For providers in England only

October 2021



Contents

Introduction.....	3
Using this Good Practice Guide.....	3
About the NSS.....	6
When is the NSS run?.....	6
How will students access the NSS?.....	6
How will the results of the NSS be released?.....	8
About the Questionnaire.....	8
Promoting the NSS	12
Student Eligibility	12
Planning a Communication Schedule.....	14
Required NSS Pre-Notification Communication	18
Response Rate Updates	18
Online Promotion.....	21
Using Social Media to Promote the NSS.....	21
Using Prize Draws to Promote the NSS	24
Improving Response Rates – Examples of Good Practice.....	27
Communications Checklist.....	35
Inappropriate Influence	38
What is inappropriate influence?	38
Avoiding Inappropriate Influence – Dos and Don’ts	39
What could the consequences of inappropriate influence be for my provider?.....	42
NSS Marketing Materials.....	44
Ipsos MORI Marketing Packages.....	44
Hard copy materials	44
Digital Materials.....	45
Creation of Own Marketing Materials	47
Annexes.....	52
Provider Intranet Template.....	52
Letters/Memos	53
Email to Eligible Students	53
Memo to Staff.....	54
Briefing for Course Reps	56

Introduction

1. The National Student Survey (NSS) is a high-profile annual census of nearly half a million students across the UK. Conducted each year since 2005, the NSS has become renowned for producing robust and reliable data. The survey asks undergraduates to provide feedback on their course.
2. The NSS is managed by the Office for Students (OfS) and undertaken by Ipsos MORI on behalf of the UK funding and regulatory bodies - the Department for the Economy (Northern Ireland), the Scottish Funding Council and the Higher Education Funding Council for Wales.
3. The NSS gathers students' opinions on the quality of their courses which helps to:
 - inform prospective students' choices
 - supply data that supports providers in improving the student experience
 - support public accountability.
4. Every university in the UK takes part in the NSS, as do many colleges and alternative providers. NSS response rates have been consistently high.
5. **In 2022, providers in England are not required to promote the National Student Survey to their students. However, they can choose to do so if they wish.**
6. This guidance applies to providers in England. Providers in Northern Ireland, Scotland and Wales are still required to promote the survey to their students and should refer to the Good Practice Guide that covers these nations.

Using this Good Practice Guide

7. This Good Practice Guide is intended to help provider staff who have a role in delivering the NSS. In order for NSS data to be made publicly available, each provider needs to achieve a minimum of 10 respondents and 50% response rate from the students eligible at overall provider level and by each Common Aggregation Hierarchy group (CAH).
8. In addition to targeted follow-ups, for NSS 2022, all providers who are at risk of not meeting the publication threshold will be automatically put into a booster phase to send additional reminders to their non-responding students. This will also include an additional SMS reminder to non-responding students during the follow-up stage.

9. Should you choose to promote the NSS 2022 to your students, the following sections contain guidelines and instructions on promoting the NSS, including what is considered inappropriate influence and how to avoid it when encouraging student participation. This guide also details the marketing materials that will be sent to providers in November 2021 by Ipsos MORI (if requested via the order form), and advice for providers that would like to create their own campaigns.
10. Please take the time to familiarise yourself with these guidelines, particularly the information on inappropriate influence. Allegations of inappropriate influence are taken very seriously by the UK funding and regulatory bodies and may result in the suppression of data for the affected course(s)/subject(s) when the NSS results are published.
11. Should you have any questions regarding the content of this guide or wish to discuss your NSS marketing order or promotion more generally, please contact Ipsos MORI on 020 8861 8110 or email nss@ipsos.com.
12. This year, the OfS and the UK funding and regulatory bodies will be testing some alternative questions and response options. Once students have completed the main survey, they may be asked to take part in a pilot study where they will be asked to provide feedback on the questions. Taking part in the pilot study is voluntary. See [About the Questionnaire](#) for more information.



Complete the National Student Survey and feed back on your experience.
[thestudentsurvey.com](https://www.thestudentsurvey.com)

**Your views,
your NSS.**

FIND OUT MORE



CHAPTER

1

About the NSS

CHAPTER 1

About the NSS

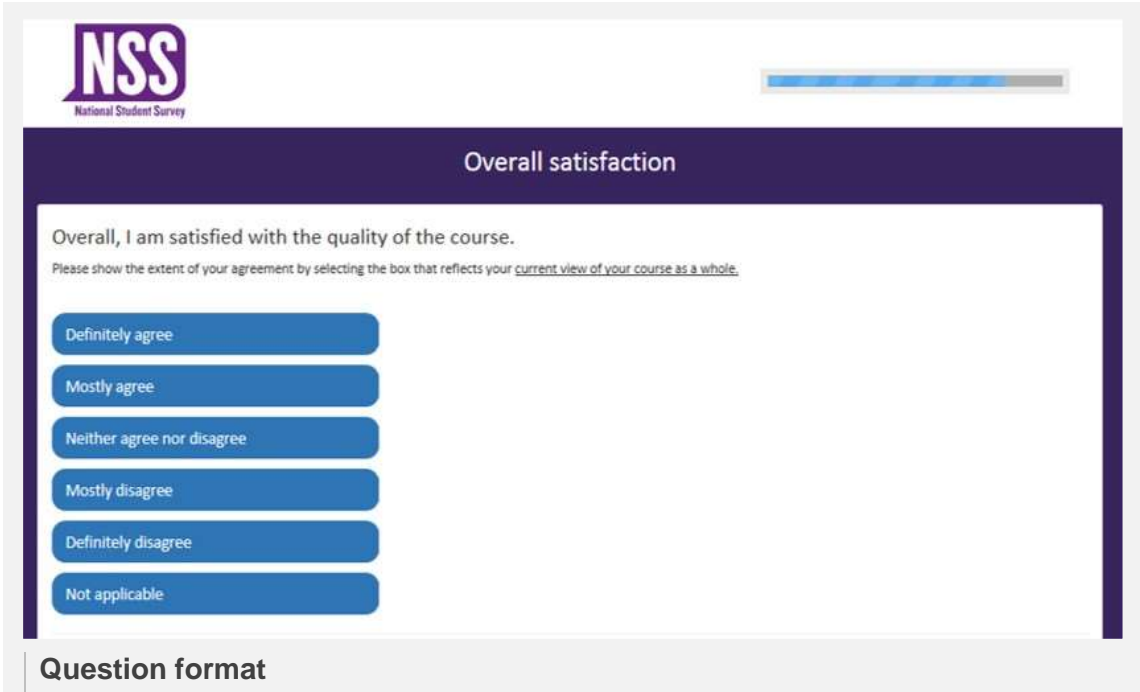
When is the NSS run?

13. The NSS will go live on **6 January 2022** and will remain open until midnight on **30 April 2022**.

How will students access the NSS?

14. The NSS can be completed online or by telephone.
15. All students with a valid email address **will be sent an email invitation to take part in the survey by Ipsos MORI**. These emails will be sent on the Thursday of your provider's chosen start week. They will contain personalised survey links - when clicked, students must enter their date of birth which will take them directly into the survey.
16. All students with a valid mobile number will be sent **an SMS reminder by Ipsos MORI**, containing a personalised link that they can use to go directly into the survey. If students do not opt out of SMS, they may receive an additional reminder in the later stages of the fieldwork if they have not responded. The online survey is mobile-friendly, so if accessed via a smartphone or tablet device, students will automatically be taken to the mobile version of the survey.
17. **Students can also go online to complete the survey directly** at www.thestudentsurvey.com at any time while the survey is live, regardless of nominated start weeks or whether they have received an email invitation. When accessing the survey in this way, students are required to enter the following personal data in order for Ipsos MORI to verify that they are eligible to take part:
 - Registering provider
 - Known ID (student number)
 - First and third letter of their forename

- First four letters of their surname
 - Day and month of birth
18. Once a validated response has been received from a student, they will receive an automated confirmation email and should not be contacted by Ipsos MORI again. If students complete the survey and are still being contacted by us, or if they have not received a confirmation email, it may be that they either did not fully complete or submit the survey, or they did not enter enough information to allow us to match them up to an eligible student on our database.
19. The questions are all displayed in the format below with each one on a separate screen – this format applies to the core questions as well as the bank of questions and any additional optional questions.



The screenshot shows the National Student Survey (NSS) interface. At the top left is the NSS logo (National Student Survey). A progress bar is visible in the top right. The main heading is "Overall satisfaction". Below this, the question text reads: "Overall, I am satisfied with the quality of the course." followed by a sub-instruction: "Please show the extent of your agreement by selecting the box that reflects your current view of your course as a whole." There are six blue buttons for response options: "Definitely agree", "Mostly agree", "Neither agree nor disagree", "Mostly disagree", "Definitely disagree", and "Not applicable". Below the question area, the text "Question format" is displayed.

20. Telephone

From the third week of each provider's fieldwork schedule, Ipsos MORI will begin follow up calls to non-responding students where valid UK telephone numbers are available. Ipsos MORI will attempt calls at different times and days of the week to optimise the opportunities for response. Student numbers are called a maximum of 8 times. Please note that students cannot call Ipsos MORI directly to complete the survey but may arrange an appointment if they wish by contacting thestudentsurvey@ipsos.com. Calls are made on the following days/times: Monday to Friday – 9 am to 9 pm; Saturday and Sunday – 10 am to 7 pm.

How will the results of the NSS be released?

21. Response Thresholds

To protect student anonymity and ensure the robustness of the findings from the NSS, the OfS operates a strict data threshold policy.

22. For NSS data to be published on the OfS website or on Discover Uni, the provider needs to achieve a **minimum of 10 respondents and 50% response rate** from eligible students, both overall and by each Common Aggregation Hierarchy group (CAH). The results from any providers who have not reached the threshold will not be published.
23. The NSS data dissemination portal, hosted by Texuna Technologies Ltd, also applies a threshold to the data that providers can see to protect the anonymity of the respondents. In order to see the open text comments for a particular category of responses, a provider must have achieved a **minimum of 10 responses in that category**. Otherwise, the data will not be displayed. Users should not use the data to attempt to identify individuals, or in a way that is likely to facilitate their inadvertent identification.
24. For the 2022 NSS there is no requirement for English providers to promote the survey however they can still choose to do so. Ipsos MORI will notify all providers where response rates seem likely to fall short of the publication thresholds. The funding bodies reserve the right to agree changes to the survey period with individual providers at risk of not meeting the publication threshold. The completeness and accuracy of students' contact data, as supplied by providers, will be a significant factor in achieving a publishable level of responses.

About the Questionnaire

25. There are 27 core questions, relating to the following aspects of the student learning experience:
 - Teaching on my Course
 - Learning Opportunities
 - Assessment and Feedback
 - Academic Support
 - Organisation and Management
 - Learning Resources
 - Learning Community
 - Student Voice
 - Overall Satisfaction
26. Students are also given the opportunity to give positive and negative comments on their student learning experience as a whole.

27. The NSS also includes the following questions:

- NHS practice placement questions. Please note that students will only be asked the NHS questions if they have been flagged as being on an NHS-funded course. These questions will be included before question 27 in the core questionnaire.
- Providers can add up to six optional modules from a bank of questions, and up to two questions of their own.
- Marketing question. Students will be asked to tell us where/how they found out about the NSS after their online response has been submitted. This question is optional and can be skipped.

28. Students who are on Degree Apprenticeships courses will continue to remain eligible for the NSS and will be invited to participate in the survey, but they will not be asked additional questions about their training programmes; and questions about students experience of higher education during the coronavirus pandemic will not be asked in this survey.

29. The full questionnaire and optional banks can be found on the [NSS Extranet](#) home page.

NSS 2022 Pilot

30. As part of the wider review of the NSS, the UK funding and regulatory bodies have agreed to review the existing NSS questionnaire to ensure that it remains fit for purpose.

31. OfS will be undertaking a UK wide pilot of a revised questionnaire. The aims of the pilot are to test both new question wording and to test new response scales. The pilot will be administered by Ipsos MORI and will be conducted alongside the main NSS, with a sample of students drawn from those who have completed NSS 2022. After completing the NSS and any additional NSS optional questions, eligible respondents will be asked if they would be willing to take part in the pilot. Those who wish to do so will be taken to a new landing page which will provide the necessary information about the research.

32. Pilot data will help to draw conclusions about similarities and differences in patterns of response to the new questions and to evaluate the new response scales. Data from the pilot will not be returned to providers, and provider level data from the pilot will not be published.

33. To minimise burden, the pilot has been designed so that providers are not required to undertake any additional activities beyond those necessary for the main NSS.

34. Further details of the NSS pilot survey will be available in due course on the OfS website.



CHAPTER

2

Promoting the NSS

CHAPTER 2

Promoting the NSS

36. Providers registered in England may choose to promote the NSS even though this is not a requirement. This Good Practice Guide outlines guidance for promoting the NSS and parameters around [creating your own marketing materials](#). Guidance on [Inappropriate Influence](#) remains relevant to all providers whether they actively promote the survey or not.
37. Ipsos MORI will promote the survey to students through a communication schedule and the production of marketing materials, as detailed in this Good Practice Guide.
38. **This guidance applies to providers in England.** Providers in Northern Ireland, Scotland and Wales are still required to promote the survey to their students and should refer to the Good Practice Guide that covers these nations.
39. This section details the strategy that Ipsos MORI recommends for providers who plan to promote the NSS.
40. Providers can use the marketing materials supplied by Ipsos MORI and/or, in the event of provider-led promotion, choose to design their own NSS marketing materials. Please see [NSS Marketing Materials](#) for more information.
41. Please note that promoting the NSS locally at a provider is subject to strict guidelines to avoid the sharing of confidential information or influencing students' responses inappropriately. More information is available in the [Inappropriate Influence](#) section.

Student Eligibility

42. Staff should take care to ensure that they are only asking **eligible** students to complete the survey. They should work with the relevant departments within their providers to clearly understand which students are on their NSS target list.
43. Those studying on courses leading to undergraduate credits or qualifications (such as bachelors' degrees, foundation degrees and higher education diplomas) will be surveyed in their expected final year of study.

44. Students are included in the 2022 survey population if they are expected to complete their course between 1 February 2022 and 31 January 2023 inclusive.
45. In addition, students are eligible for the NSS if they:
- Are on more flexible part-time programmes (whose final year cannot be easily predicted). They will normally be surveyed during their fourth year of study;
 - Have withdrawn from study during their final year. These students will be included in the survey as their feedback is equally valuable;
 - Are repeating their penultimate year in 2022. They will be surveyed (not when they eventually progress to their final year), unless they are specifically submitted for removal;
 - Have changed their course arrangements but were originally expected to graduate in 2022. These students will be eligible this year and not when they eventually reach their final year, unless specifically submitted for removal.
46. Students are not eligible for the NSS if they:
- Study programmes that do not lead to undergraduate qualifications or credits;
 - Are on a course lasting one year or one FTE (full-time equivalent) or less;
 - Were eligible in the NSS 2021 (whether or not they responded) and remain at the same provider, unless removed by the OfS;
 - Are under the age of 16.
47. Please liaise with the Main or Second NSS contacts at your provider to identify which students are included in the list of eligible students for the 2022 survey. You can also contact the NSS helpline at nss@ipsos.com.
- 48. Please note that Ipsos MORI cannot provide the details of students that have/have not completed the survey.**
- 49. What should we do if we identify an eligible student that cannot access the online survey?**
- Please send an email including the student's learner number and identifier (HUSID/STUDENT_ID [NI Colleges only]/LearnRefNumber) to nss@ipsos.com and we can check if they are in our database of eligible students.
 - Students can also contact us directly at thestudentsurvey@ipsos.com where we can check their eligibility.

Planning a Communication Schedule

- 50. Whilst it is not a requirement for providers in England to promote the survey in 2022, providers can choose to do so. This section outlines guidance for planning a communications schedule¹.
- 51. If promoting the NSS, you may choose to deploy a range of methods, including but not limited to the following:
 - Promoting on social media
 - Placing posters around campus to familiarise students with the NSS
 - Emails to eligible students
 - Lecture shout-outs
- 52. The dates when Ipsos MORI will communicate with your students are in accordance with your provider’s chosen survey start week. This can be found on the [NSS Extranet](#) within the ‘Survey Options’ form.
- 53. You can use the following schedule should you want to plan promotion in line with the Ipsos MORI Fieldwork Timetable available in the Set Up Guide:

Term and dates	Notes
Autumn Term	<p>Provider – Promotional Materials</p> <p>For those promoting the survey, you can display promotional materials before the launch. This ensures it is visible to students and fresh in their minds before they receive their email invitations. The survey website will remain live until 30 April 2022 and it is useful to display the materials until this date.</p>
November – December 2020	<p>Provider – Required NSS Pre-Notification Communication</p> <p>All providers are required to send an NSS pre-notification email to their eligible students at the beginning of the academic year to give GDPR notification that their details will be passed onto Ipsos MORI and to also provide students with information about a student guide on inappropriate influence. See this section for more details.</p>

¹ This applies to providers in England only. Providers in Northern Ireland, Scotland and Wales are still required to promote the survey to their students and should refer to the Good Practice Guide that covers these nations.

Term and dates	Notes
<p>1 week before survey launch date</p> <p>January 2021</p>	<p>Provider – Pre-Emptive Reminder Emails</p> <p>A week before the launch date - if promoting the survey - providers can send pre-emptive emails to eligible students outlining:</p> <ul style="list-style-type: none"> ▪ That they will receive an invitation email from Ipsos MORI containing a unique link to the survey (on which date depending on your provider's survey start week); ▪ The importance of the NSS; ▪ If offered, outline the details of the prize draw. <p>This email should be signed from either an individual known to the students or a senior member of staff (e.g. Pro-Vice-Chancellor).</p> <p>It is important to ensure that your I.T. department/contact is aware that students' email accounts will be receiving emails from these domains (@ipsos-mori.com and @thestudentsurvey.com), and that the IT system is set up to allow these through.</p>
<p>Survey Week 1</p> <p>(Week 1 of chosen start week)</p>	<p>Ipsos MORI - Invitation Emails</p> <p>The first email invitations from Ipsos MORI will arrive in students' inboxes on the Thursday of your chosen survey start week. Emails are sent in batches, so providers' email systems do not tag them as spam.</p> <p>Provider - Completion Sessions</p> <p>Providers can arrange dedicated sessions with eligible students on Friday/Monday to maximise the use of unique email links; these should not be compulsory for students to attend.</p> <p>Provider - General Promotion</p> <p>Providers can promote the NSS with reference to the invitation email that eligible students will receive from Ipsos MORI.</p>

Term and dates	Notes
<p>Survey Week 2</p> <p>(Week 2 of chosen start week)</p>	<p>Ipsos MORI – First Reminder Email</p> <p>Non-responding students will receive a reminder email on Monday of the second week of the chosen schedule; these emails are sent in batches, so providers’ email systems do not tag them as spam.</p> <p>Ipsos MORI – SMS Reminders</p> <p>SMS reminders from Ipsos MORI will be sent to non-responding students’ mobile phones on the Thursday of your second survey week.</p> <p>Provider – Completion Sessions</p> <p>Providers can arrange dedicated sessions with eligible students on Tuesday/Wednesday to maximise the use of unique email links, or Friday while the SMS reminders are still fresh in students’ minds; these should not be compulsory for students to attend.</p> <p>Provider – General Promotion</p> <p>Providers can promote the NSS with reference to the reminder emails.</p>
<p>Survey Week 3</p> <p>(Week 3 of chosen start week)</p>	<p>Ipsos MORI – Second Reminder Email</p> <p>A second reminder email from Ipsos MORI will arrive in non-responding students’ inboxes on Friday of the second survey week; these emails are also sent in batches, so providers’ email systems do not tag them as spam.</p> <p>Ipsos MORI – Telephone Interviews</p> <p>Ipsos MORI will begin telephone interviews with students for whom we only hold telephone numbers or who have been identified as ‘hard-to-reach’.</p> <p>Ipsos MORI – Telephone – Follow-Up</p> <p>Later in the week, Ipsos MORI will begin the main telephone follow-up phase.</p> <p>Provider – Completion Sessions</p> <p>Providers can arrange dedicated sessions on Wednesday/Thursday to maximise the use of unique email links; these should not be compulsory for students to attend.</p> <p>Provider – General Promotion</p> <p>Providers can promote the NSS with reference to the SMS reminders.</p>

Term and dates	Notes
<p>Survey Week 4-5</p> <p>(Weeks 4-5 of chosen start week)</p>	<p>Provider – General Promotion</p> <p>Providers can send email reminders to eligible students to encourage completion.</p> <p>Provider – Completion Sessions</p> <p>Providers can arrange dedicated sessions/visit lectures or teaching sessions to promote the survey; the sessions should not be compulsory for students to attend.</p>
<p>Survey Week 8-9</p> <p>(1 March onwards for all)</p>	<p>Ipsos MORI – Targeted Follow-Up</p> <p>Ipsos MORI begins the targeted follow-up phase. All non-responsive students will be contacted, therefore providers and cohorts behind the publication threshold will be targeted. For NSS 2022, this will also include an additional SMS reminder to non-responding students. In addition to targeted follow-ups, for NSS 2022, all providers who are at risk of not meeting the publication threshold will be automatically put into a booster phase to send additional reminders to their non-responding students.</p> <p>Provider – General Promotion</p> <p>Providers' specific communications and promotion can continue until the survey closes.</p>
<p>Final Survey Week</p>	<p>Ipsos MORI – Final Reminder Emails</p> <p>Reminder emails from Ipsos MORI will arrive in non-responding students' inboxes in the final survey week; these emails are also sent in batches, so providers' email systems do not tag them as spam.</p> <p>Provider – Completion Sessions</p> <p>Providers can arrange final dedicated sessions to maximise the use of unique email links; these should not be compulsory for students to attend.</p>

54. Please note that providers should use these guidelines to help plan their own communications or complement Ipsos MORI's communications. They are not intended to replace existing communication plans.

Required NSS Pre-Notification Communication

55. The OfS requires providers to send a pre-notification email to their eligible student population in the Autumn term. This email will act as a GDPR notification that their details will be passed onto Ipsos MORI. It also details information about a further developed student guide on inappropriate influence to help raise awareness among students on the value of their honest views, what to expect on NSS promotion, what is allowed and not allowed, and where students should go for help and support if they are concerned about being influenced. Ipsos MORI will provide a template that providers should use; it is preferred that all providers send out this template with minimal edits to the suggested text.
56. This email should be signed from either an individual known to the students or a senior member of staff (e.g. Pro-Vice-Chancellor). More information on the NSS pre-notification email, including a suggested email text for providers in England, can be found in the NSS Set Up Guidance, available via the [NSS Extranet](#).

Response Rate Updates

57. Ipsos MORI will share interim [response rate reports](#) with providers **three times a week** whilst the survey is live. This includes response rates at the provider overall, as well as at course, department and CAH-levels. Your NSS Main and Second contacts will have access to these reports and will either issue them to relevant members of staff or be able to provide you with more information.
58. Please note that the figures quoted in the NSS response rate reports are based on data collected during the fieldwork period. At the end of the NSS fieldwork, the NSS data undergo a cleaning process. Part of this involves removing any invalid interviews; these are interviews where, for example, the respondent has selected 'Not applicable' for all of the core NSS questions or for a whole section of questions (e.g. 'the teaching on my course'). Due to this cleaning process, response rates in the final data may not match the response rate reports.

Can provider campaigns share interim response rates during fieldwork?

59. The OfS is designated as a producer of **Official Statistics**, and therefore complies with the UK Statistics Authority's Code of Practice for Statistics. As a consequence, the release of any data produced through the NSS prior to official publication is subject to various restrictions. This applies to the release of interim data, namely response rates, whilst the survey fieldwork is ongoing.
60. The sharing of response rates is subject to **restrictions**. Therefore, please read the section below carefully to ensure your provider's practice is compliant with the guidelines. NSS contacts have the responsibility to ensure that these guidelines are followed.

61. Providers are permitted to share interim response rates as long as this release is **documented, limited, and solely for the purposes of operational requirements and/or quality assurance**. The release of response rate data (e.g. headline figures such as the current response rate at a given department, how it compares to the overall response and to other departments to a selection of staff, student representative bodies and relevant/NSS eligible students) is permitted, provided that this release is limited and documented.
62. Providers may want to share interim response rates with students or departments. This includes sharing by email, on their website or VLE, in lecture shout outs, faculty meetings, on campus TV screens, and in closed social media posts among other channels. Inter-departmental competitions can also be formed which has been found to boost final response rates. Both are **permitted** under the new guidelines.
63. Providers are **no longer permitted to share response rates on open social media platforms**. This includes Twitter, Instagram, and public Facebook groups. However, response rates can continue to be shared on closed social media platforms, such as private/closed Facebook groups which are controlled by the provider.
64. Detailed response rate information must not be disclosed to third parties. This includes staff or students who are not directly involved in the operation of the NSS or for whom the information is not relevant. Please ensure that all staff and students accessing the information for promotional purposes are aware that they should consider the information confidential and not for wider or external circulation.
65. Failure to comply with these requirements may result in the OfS reconsidering its approach to providing access to NSS response rates in advance of publication in the future.

What activities are permitted under the guidelines?

66. This section outlines guidance for permitted activities and applies to providers in England only. Providers in Northern Ireland, Scotland and Wales are still required to promote the survey to their students and should refer to the Good Practice Guide that covers these nations.
67. Sharing provider response rates with the following groups is **permitted**, provided that they are solely for the purpose of encouraging participation in the survey:
 - **Academic colleagues** (at faculty meetings or for the purposes of running inter-departmental competitions);
 - **Target student cohorts** (through the VLE, lecture shout outs, displays on campus screens (at the provider only), student mobile apps, and closed social media groups);
 - **Relevant committees, Students' Unions, academic boards or other relevant bodies**.
68. The following activities are examples of those that are not permitted, as they are unlikely to improve response rates at the provider:

- Sharing response rates with **anyone outside the provider** (this includes any media organisations, and any other group that is not involved in delivering the NSS at the provider in question);
- Sharing interim response rates for **any purpose other than improving response rates** to the survey, including unrelated promotional purposes.

How should the dissemination of response rate data be documented?

69. Providers who want to share response rates during fieldwork for the purpose of boosting responses have a duty to make sure that they will be used for this reason alone. The strategy must be documented in a **Project Communication Plan**.
70. Keeping a **Project Communication Plan** is adequate documentation. The document must be on record for inspection by the OfS or the Office for Statistics Regulation in the event of a breach of the code of practice for statistics.
71. This plan should form a part of your Provider's Communication Strategy for promoting the NSS, and must include the following information:
- **Details of each group the information is released to**
"Final Year Philosophy Students"
 Documenting the target audience is sufficient – it is not necessary to document each individual who has had access to the information.
 - **Details of the information that has been shared with them**
"Provider-level and Philosophy department interim response rates (as of 13/03/21)"
 - **Method of distribution**
"Entry on Philosophy Department VLE"
 - **Details of the time the information was shared**
"Posted at 19:00 on 14/03/21"
 - **Operational justification for releasing this information**
"Philosophy Department response rate shared to encourage participation in the survey."
72. If you have any questions regarding these new guidelines, please contact the NSS Helpline at nss@ipsos.com.

Online Promotion

73. During the Covid-19 pandemic, much of the NSS promotional activities were moved online via social media and other online/digital mediums. Online promotion is an effective way to reach a wide student audience, particularly those who are not exposed to local campus promotional activities. Providers should attempt to include online and digital efforts within their overall promotional plan.
74. Ipsos MORI has produced a number of digital materials providers can make use of. More information can be found in the [NSS Marketing Materials](#) section.
75. In 2021, providers mentioned the effectiveness of the following online and digital promotional activities:
- Direct emails to students
 - Digital signage and calls to action on VLE / Moodle / learner portals
 - Updates on main provider websites
 - Promotion in online lectures (Teams, Zoom) and other blended learning activities
 - Student newsletters and articles
 - Digital media such as computer wallpapers
 - Promotion via provider and SU social media accounts – more information on this can be found below.


Using Social Media to Promote the NSS

76. Whilst it is not a requirement to promote the survey, providers in England can choose to do so. This section outlines guidance for the use of social media in promoting the NSS. This applies to providers in England only. Providers in Northern Ireland, Scotland and Wales are still required to promote the survey to their students and should refer to the separate Good Practice Guide that covers these nations.
77. This section aims to provide an overview of social media and present ideas that may be of use. However, it is not intended to replace any existing social media plans that providers may already have in place. The ideas outlined here work better as part of a larger promotional campaign to encourage participation.
78. Social media sites and apps can be an effective way to ‘spread the word’ about an activity, event or project. The [marketing guidelines](#) and rules on [inappropriate influence](#) also apply to social media posts, so please ensure that all those involved in promoting the survey on social media are aware of what they can and cannot do, as well as the consequences of inappropriate posts. See [Inappropriate Influence](#) for more information.

Facebook

79. Provide updates and promote participation in the NSS

Departments, SUs/Associations/Guilds and NSS champions with their own Facebook pages are able to promote general NSS activity, such as announcing the launch of the survey, offering details about dedicated completion sessions, sharing response rate updates (in closed groups), and publicising any giveaways.



80. Publicising competitions and prize draws

For example, if you embed an 'enter the survey' button as a post, which will take students to www.thestudentsurvey.com, students who share it will be entered into a prize draw. Please find more information in the [competition and prize draws section](#) below.

81. Create a Facebook photo album

Post pictures or video clips of activities that are happening on your campus in a dedicated Facebook album.


82. Make use of live broadcasting/streaming

Broadcast live streams of NSS-themed events or sessions; students can interact with these streams by commenting/reacting to the feed.

Twitter

83. Post a 'call to action' Tweet that includes a direct link to the NSS

Students can click the link and complete the NSS straight away. Tweets can also be used to spread the word about dedicated completion sessions, how long students have left to take part in the survey, when they will be contacted by Ipsos MORI, incentives, the nature of the survey, why it's important, details of any NSS-related events, the impact of results and the survey more widely.




84. Retweet the Official NSS Twitter account

The official NSS Twitter account will not be directly targeting students. Instead it will post regular updates on the survey that providers' social media accounts can utilise by re-tweeting to their student population.

85. Engage with students

Twitter is a social dialogue. Therefore, we recommend responding to students and retweeting posts that others make. 80% of Tweets should focus on driving interactions with followers, such as retweets, replies, and favourites. Once you have built some rapport, call to action tweets, such as participating in the NSS, can be posted.



86. Make use of NSS related hashtags

In 2022, the hashtags **#YourViewsYourNSS** and **#NSS2022** will be used widely.


87. Use as many visual elements as possible

Photos average a 35% boost in retweets, while videos get a 28% boost. Animations can be used to tell a story, while YouTube videos can be shown natively in the Twitter app.

Instagram

88. General NSS promotion

Instagram has recently updated its algorithm so video content performs better and has a wider reach than static photo posts. Providers can take advantage of this by posting videos of their NSS campaigns in action alongside their custom hashtag campaigns, e.g. #NSS2022, etc. Carousel swipe-throughs – posts containing up to 10 images – receive more attention than single images. Providers can use this feature to present step-by-step guides for students on how to get to the NSS website, how to enter the survey, enter the prize draw, and so on. These ideas can also be repurposed across other social media apps such as TikTok.




89. Setting up Instagram 'booths' across campus

Here, students can take photos for their provider's Instagram accounts which can then be shared across linked social media accounts e.g. adding to their Instagram 'stories'. The Instagram story feature is great for starting conversations – providers can include polls, 'this or that' posts or a Q&A to help students better understand the purpose of the NSS.

TikTok

90. Promotional video clips


TikTok has gained a lot of traction among students due to its unique nature. Providers could utilise the app to tell students about the survey and where it can be accessed in a bitesize video that is easy to watch and digest. A wide student audience can be reached via TikTok if providers use the most popular audio and trending hashtags, alongside the 2022 hashtags #YourViewsYourNSS, etc. NSS promotional videos are easy to film and edit via TikTok and are a lot more compact for student viewing.



Snapchat

91. General NSS promotion, particularly using Stories

It is an option for providers to take pictures and videos of their promotional campaigns and compile them into one chronological storyline, their 'NSS Story'. Each snap added to the storyline lasts for 24 hours, allowing providers to document each day of their campaign from start to finish.



92. Create an NSS-themed filter

The custom geofilter function could be used to create an NSS-themed filter to use over any photos or videos taken after dedicated sessions or specific areas on campus where students complete the survey. This can also be used on Instagram Stories.

YouTube

93. Create and share videos about the NSS

Such videos can inform students of the purpose of the NSS and how to complete it. These can be embedded into other social networking sites, such as Twitter and Facebook, as well as on providers' websites/portals and shared amongst eligible students. You can develop an engaging video that students can be encouraged to share. You can share your videos with the official NSS YouTube Channel by sending the link to nss@ipsos.com. You may also share the video produced by Ipsos MORI, by embedding a YouTube link (which will be sent to providers when it is uploaded), or by downloading the file available via the [NSS Extranet](#). See [Digital Materials](#) for more information.



Using Prize Draws to Promote the NSS

94. This section outlines guidance for the use of prize draws in promoting the NSS. This applies to providers in England only².
95. For providers who opt to promote the NSS, one way is to communicate any prize draws on offer. When a provider makes their survey choices via the [NSS Extranet](#) (please see the **NSS Set up Guide**, available via the [NSS Extranet](#)), they can opt to include a prize draw to encourage student participation. Should the provider offer a prize draw, they should adhere to the following guidance. Any prize draws that run internally should follow the [MRS Guidelines](#).
96. In the online survey, students can enter the prize draw on offer by ticking the relevant box which appears on screen before the main NSS questions. Students do not need to complete the survey in order to enter the prize draw.
97. After the prize draw closing date, Ipsos MORI will draw the required number of winners at random and notify the necessary NSS contacts at the provider.

Guidelines

98. It is optional for providers to promote the NSS locally however, providers may organise prize draws if they want to do so. Ipsos MORI is able to publicise providers' prize draws, provided that complete and timely information is submitted via the '[Survey Options](#)' form

² Providers in Northern Ireland, Scotland and Wales are still required to promote the survey to their students and should refer to the separate Good Practice Guide that covers these nations. While it is not a requirement for providers in England to promote the survey in 2022, they can choose to do so.

on the [NSS Extranet](#). Agreed details can be promoted in the invitation emails sent to students, as well as through the online survey.

- 99.** To be able to publicise the prize draw, a precise description of the prize offered by the provider is required. If the provider has opted to offer a prize draw, this information should be provided in the Survey Options form by **26 November 2021** to ensure that the survey is ready on time so students can access it from **6 January 2022**. We cannot deviate from the standard text that is communicated. This is because the prize draw text forms part of a program that administers the NSS across all providers that have different survey options. Once the survey is live, no changes can be made to this text.
- 100.** Please note that details of prize draws will only be available to students who enter the survey **online**. Students are invited to take part in the survey and are informed of the prize draw offered by the provider in their email invitations. Students should be made aware that there is no link between how they respond and their chances of winning a prize. Completion of the survey cannot be a condition to entering the online prize draw as all eligible students have an equal chance of winning. Please see the [MRS guidelines on incentives and prize draws](#) for more information.

Opting into a Prize Draw

- 101.** If the provider opts to offer a prize draw, Ipsos MORI will randomly select prize draw winners within five working days after the closing date on behalf of each participating provider. All eligible students, including non-respondents, can enter the prize draw. It is the responsibility of the provider to ensure the prize draw complies with the relevant legislation. The cost and purchase of the prizes on offer are entirely the responsibility of the provider; Ipsos MORI only supports prize draws through promotion in communications to students.
- 102.** Please note that prize draws must include all eligible students at a provider. It is not possible to offer a prize that is only open to a specific cohort of students, e.g. a specific department or college. Ipsos MORI is unable to facilitate bespoke prize scenarios while fulfilling its MRS and legal obligations.

Prize draw

- 103.** If you choose to run a tailored or multi-prize draw scheme, please ensure that the provider is able to administer these while complying with the law and adhering to the [MRS guidelines](#). It is a requirement to clearly advertise the prize draw in any correspondence with students and clearly communicate how and when prize winners will be drawn.
- 104.** To ensure the prize draw is communicated to eligible students online, please complete the appropriate fields in the '[Survey Options](#)' form, identifying whether the provider will be offering a prize draw, the total number of winners and the closing date for the draw. Following this, Ipsos MORI will agree the text that will be communicated to eligible students with the provider.
- 105. Regarding the notification and announcement dates, please allow five working days after the prize draw closing date for Ipsos MORI to draw the winners.**
- 106.** The deadlines to opt-into the prize draw is **26 November 2021**. We will not be able to advertise prize draws (or draw winners) for any provider that does not supply Ipsos MORI with the required details and wording by this date. All eligible students must have a fair and equal chance of entering the prize draw; therefore, we cannot introduce a prize draw after the survey has gone live in January 2022, regardless of later start weeks.
- 107.** Please see the **NSS Set up Guide**, via the [NSS Extranet](#), for full details of how to opt into the prize draw.

Prize draw administration

- 108.** Ipsos MORI will communicate the student identification codes (such as HUSID) of the selected prize winners to the NSS Main, Second and Marketing Contacts at the provider by the **end of May 2022** (or up to five working days after the prize draw closing date if

an earlier date is selected). Those who enter the prize draw are asked to give consent that their contact details can be passed on to their provider should they win a prize.

109. Providers can use the student identification codes to look up the winners either in the sample files on the [NSS Extranet](#) or via their internal data returns.

Improving Response Rates – Examples of Good Practice

110. This section outlines examples of good practice for improving response rates. This applies to providers in England only. Providers in England are not required to promote the National Student Survey 2022, but they can choose to do so. Providers in Northern Ireland, Scotland and Wales are still required to promote the survey to their students and should refer to the Good Practice Guide that covers these nations.

Create a Challenge

111. Providers can opt to use social media as an avenue to create an internal or external competition to boost [response rates](#). This can be done in many ways, including:

- Using **Datawrapper** or any alternative software known to your provider, to post an **interactive chart** to intranet or Moodle pages to show the current response rate versus your overall targets (as documented in your provider's [Project Communications Plan](#));
- Posting response rates in various closed Facebook pages and challenging other departments or campuses to beat your score (as documented in your provider's [Project Communications Plan](#));
- Sharing a link to the online survey and encouraging students to 'share' it in order to be in with a chance to win a small prize;
- Creating a competitive element **among campuses** and **other departments** for participation to help make sure as many subject areas as possible meet the threshold for publication;
- Regularly posting updates using a **custom hashtag** and encouraging further participation through the provider's **Instagram, Twitter, TikTok, Snapchat and Facebook** accounts while the survey is open;
- Taking to **Twitter, TikTok and Instagram** to encourage students to spread the word, for example, offering a reward for the best **NSS Tweet or Instagram/TikTok** post of the week, or for the best method of promotion;
- Running a campaign to boost response rates over fieldwork. For example, a member of staff or a rep could undertake a forfeit or a dare if internal response rate targets are met. Progress can be posted on closed **Facebook** groups (as documented in your provider's [Project Communications Plan](#)), and final challenges can be filmed/photographed and promoted on social media sources, such as **Twitter, TikTok and Instagram**, or added to your **Snapchat** story. In 2013, one SU representative had an NSS logo permanently tattooed to his foot!

Promote Providers' Prize Draws

112. Any providers choosing to promote the survey can organise prize draws to encourage eligible students to enter the survey. Prizes are a useful element to communicate via social media platforms. Details of the prize draws that have been identified to Ipsos MORI can be shared to encourage students to complete the survey online, as well as any internal rewards and prizes to help boost response rates. To do this, providers can opt to:
- Have a “**complete the NSS**” day or week by booking a computer room and providing snacks and sweets so groups of students can complete the survey together. These sessions should not be made compulsory and can be promoted using social media. Please be mindful of student privacy during these sessions and abide by the provider’s Covid-19 safety measures, if applicable. **Staff or students running the sessions must not monitor students in any way while they complete the survey and cannot complete the survey on anyone else’s behalf.**
 - Provide incentives for people to complete the survey using their **smartphone or tablet**. For example, a dedicated stall on campus that has any freebies on offer to students that complete the survey via a mobile device then and there. **Again, be mindful of students’ privacy when they are completing the survey at organised events** and abide by the provider’s Covid-19 safety measures, if applicable.
 - Encourage students to tweet when they have completed the survey or received a reward for doing so using custom hashtags such as **#NSSRewards** or **#NSSComplete**. Pictures or videos of students participating in the survey can be uploaded, with their permission, to **Instagram, TikTok and Snapchat**.
 - Drive participation using the SU’s **Twitter, TikTok, Instagram and Facebook** accounts; for example, organising a social event for students who complete the survey (using **#NSSReward** to claim entry).
 - Post real pictures of incentives with SU representatives or an NSS mascot. Share pictures of eligible students claiming prizes as well, with their permission. Adding a caption such as “Would you like to get your hands on these?” will contribute towards attracting students’ attention and encouraging completion. These pictures can be shared across all social media platforms via **Instagram** or added to your NSS storyline on **Snapchat, TikTok or Instagram**.
113. Providers can also communicate the outcome of the prize draws once fieldwork has closed or the winners have been drawn. Some ideas include:
- Sharing the number of rewards that have been claimed, e.g. the number of coffees given away. In 2021, several providers used their response rate reports to monitor the number of students that had responded and made a charitable donation for every completed response. They communicated the total raised throughout fieldwork using social media. Please note this must be treated the same as response rate data and must be documented in your provider’s [Project Communications Plan](#).
 - Posting a picture or a video of the winners claiming their prize, as above.

Engaging Departments and Teaching Staff

114. Support ‘from the top’ – from senior and academic staff - can be key to improving response rates and staff members can communicate the benefits and importance of the survey to students. They can directly communicate how the results will be used by prospective students and to improve the learning experience at the provider more generally. See [Inappropriate Influence](#).

115. It is not a requirement for providers in England to promote the NSS to their eligible students. However, if providers want to do so, the methods below have been identified by providers who have previously taken part in the survey as effective ways to encourage staff to get involved:

Pre-survey launch:

- Brief staff to explain the nature and purpose of the survey, how to engage students, an overview of eligibility, how the prize draw process works (if offered), as well as to remind them (and students) about the conduct of the survey (e.g. anonymity and inappropriate influence).
- Hold meetings with senior management, heads of schools and marketing teams to discuss an action plan and form a clear communication strategy for engaging students and encouraging completion. Building a thorough communications plan into the student and staff calendar, and around Ipsos MORI’s survey schedule, is highly useful to avoid over-contacting students.

During fieldwork

116. During fieldwork, encourage staff to:

- Sign up to ‘key responsibilities’, e.g. distributing promotional materials, implementing an NSS feature on their department website, and co-ordinating email communications to students making them aware of the oncoming survey and the email invitation they will receive from Ipsos MORI.
- Deliver lecture shout outs to final year students using the Ipsos MORI produced presentation slides and video, or where applicable, providers’ own materials. NSS flyers can be sent out to students or used on provider websites.
- Arrange course-specific dedicated sessions for the NSS, possibly incentivised, so students can make use of their personalised links. These can be built into tutors’ timetables from the outset. Students should be told that these sessions are not compulsory.
- Use social media platforms to reach out to students about the survey.
- Circulate weekly response rates to teaching staff/department heads, highlighting areas of good and bad performance and pointing out departments’ progress compared to others. Please note this must be documented in the provider’s [Project Communications Plan](#).

117. If providers want to promote the NSS, some ideas for ways staff can engage students include:

- **Monitoring response rates.** You can use the thrice-weekly response rate reports provided by Ipsos MORI to guide internal promotion of the NSS.

- **Creating competitions.** You can introduce a table for departments/subjects to identify top and bottom performers. Some providers have implemented prizes for those who get the overall best response rate. Social media is particularly effective in creating a sense of competition among students and boosting response rates.
- **Keeping staff abreast of survey progress.** You can forward response rate reports to course leaders, heads of departments and senior management so that they are aware of the targets. If they are /are not being met, staff can act on it effectively. Please note this must be documented in the provider's [Project Communications Plan](#).
- **Building a social media presence.** You can use departments' social media profiles to post reminders about the survey, response rate updates (in closed groups) and details of any incentives and/or prize draws on offer.

Email Communications

118. Providers are expected to send an NSS [pre-notification email](#) to students at the beginning of their final academic year to inform them what the National Student Survey is, that their details will be passed onto Ipsos MORI and how they will be contacted to complete the survey. The email is also to raise awareness with students about a further developed student guide on inappropriate influence, the value of their honest views, what to expect on NSS promotion (what is allowed and not allowed), and where students should go for help and support if they are concerned about being influenced. There is a recommended email text available to providers in England within the NSS Set Up Guide. There is no requirement for providers to promote the NSS 2022 via email communications further to this.
119. However, should providers want to further promote the NSS, electronic communication (by respondents and providers) can be an effective way of doing so. Providers can:
- Send introductory emails before the survey launch to forewarn students that the survey will be coming and to look out for their email invitations. These emails should include a link to the survey website www.thestudentsurvey.com so students can find out more.
 - Include messages addressed from named contacts such as the Principal, Dean of the provider or Pro-Vice-Chancellor to email communications, which can add weight to the email and be more effective.
 - Provide the email details of eligible students to teaching staff to enable them to send targeted emails. Introductory and reminder emails regarding the NSS should only be sent to eligible students rather than all final year students to avoid confusion for those who are not eligible.

Redirecting to the NSS Website

120. Providers can build a pre-survey webpage, which can be branded locally to help providers manage their own incentives more effectively. These micro-sites can link directly to the survey and provide some background information and details about any incentives.
121. Other internal sites previously used to promote the survey include:
- The providers' intranet sites. Information can be subject-specific or generic.

- Virtual learning environments (VLE), which publicise the NSS, e.g. Moodle. Information can be subject-specific or generic.
- IT terminals within the provider, on computers, plasma screens, etc.

Promotional Materials

122. Providers can use a range of promotional tools and methods to improve awareness of the survey and to maximise participation.

123. Using Ipsos MORI supplied promotional materials. Display official NSS branded posters, around campuses and in buildings. Some methods used to maximise the coverage include:

- Displaying posters in areas where final year students will see them such as learning resource centres/PC laboratories, classes, lecture theatres, seminar rooms, the library, shops or bars. The NSS video can also be played in these areas and presentation slides can be displayed in final year classes. At all times, ensure placement of posters and the NSS video abide by the provider's Covid-19 safety measures and do not create 'traffic areas'.
- Targeted distribution of materials. For example, digital dissemination of (electronic) flyers to students to promote the survey and encourage completion.

124. Create provider-specific marketing materials. For 2022 it is not a requirement for providers in England to promote the NSS however, if they want to providers can still produce their own branded posters, flyers, banners and screensavers. Providers can also employ innovative promotional ideas such as NSS stickers on food labels, catering cards that are displayed on tables in cafes, bars, etc., and NSS-branded clothing for representatives to wear on campus or to be given away as incentives. Internal promotional materials must adhere to the OfS' guidelines. Other promotional tools previously used include:

- **Communicating change.** Showing students what has changed as a result of the NSS and how staff are listening, e.g. "You Said, We Did" campaigns.
- **On screen promotions.** Displaying information about the NSS on plasma screens and IT terminals around the provider.
- **Social media.** Build and maintain a social media presence for the NSS, where you can inform students of the dates of the survey, as well as provide them with links to more information on what the survey is, the NSS video, and how the results have been used at your provider to implement change.

Internal Communication and Press Releases

125. Providers may choose to publish feature articles on their staff intranet to provide background information and tips for engaging students. This can include articles to raise awareness such as "spotlight" interviews, publicising the previous year's prize draw winner(s) and communicating changes that have been implemented as a result of the NSS. It can also include features in student papers and/or radio stations to encourage completion.

126. [Annex 1](#) provides examples of articles that can be used as a basis for communications.

Engaging Student Bodies and Representatives

127. If providers want to promote the NSS themselves, the role of the Students' Union, Association or Guild (SU) can be important. SU support can run alongside the provider's main campaign, giving a student-led and student-focused approach. Furthermore, early engagement of the SU, such as involving them in planning, can prove beneficial. It is important to abide by the provider's Covid-19 safety measures, if applicable.

128. Examples of SU support include:

- **Creating a buzz.** The SU has an understanding of what appeals to potential respondents and can spread the word.
- **Targeting promotion.** Some providers consult their SU on the best places to display promotional materials
- **Communicating with students.** Use weekly SU newsletters to promote the NSS.
- **NSS ambassadors.** Dedicated student/course reps can help to spread the word about the NSS. Some providers have NSS champions/ambassadors to help formulate campaigns and promote the survey to final year students.
- **Student events.** Include NSS promotions in any online SU events, e.g. reps can ask students to complete the survey there or send out NSS-branded giveaways. Some providers find that it is easier to approach students at these types of events, where they are in an audience together.
- **Social media.** Encourage SU reps to promote the NSS on their social media profiles; it is an effective way to encourage participation.

Incentives

129. Providers can opt to offer a range of incentives to encourage students to complete the NSS. The most common incentives offered in the past include:

- Cash prizes
- High street vouchers – e.g. Amazon, book tokens, entertainment, shopping and travel
- Smartphones and tablets such as iPads and Kindles
- Graduation packages, e.g. gown hire, photo packages, champagne reception.
- University/Final Year Ball Tickets.
- Vouchers for free coffees or meal deals
- Print and photocopy credits

Some providers have identified that they work with their SUs to identify the incentive that would be most appropriate for their students.

Word of Mouth

130. Providers have previously recognised the importance of word of mouth promotion. This can be achieved through SU representatives, department heads, administrators and/or

tutors speaking directly with eligible students about the NSS. **This may have to be online for the NSS 2022 due to the Covid-19 pandemic.** Remember:

- **Lecture shout-outs**

During online classes, providers may encourage staff to include a dedicated slide at the end of every lecture, play the NSS video or send out flyers with any other handouts.

- **Student representatives**

Reps can spread word about the NSS among their peers and illustrate the value of student opinion. They can create a presence for the survey through NSS mascots and engage different clubs/societies/associations.

Dedicated Time to Complete the Survey

131. Previously, providers have set up dedicated time or space for final year students to complete the NSS. If they are to take place, these sessions must be held in neutral environments, e.g. computer rooms, study centres or during online classes. Staff must not oversee students' responses or make them feel that they must answer in a certain way. Students should be aware that these sessions are **not** compulsory. Please ensure all staff understand the rules and regulations surrounding [inappropriate influence](#) and **abide by any Covid-19 safety measures.**

132. Dedicated NSS sessions can include:

- **Allocating time in tutorials to complete the NSS.** Providers can build time into their timetables to encourage students to complete the NSS.
- **Dedicated PCs or 'hubs' available for completion.** Allocate computers or areas called 'hubs' in places where students tend to visit, specifically for the completion of the NSS during fieldwork.
- **Subject sessions.** Introduce NSS sessions to entice eligible students to participate in the survey by offering an incentive. For example, book a room and offer free pizza/lunch.
- **Dedicated stalls.** Student reps with mobile devices can be sent to areas frequented by eligible students. This could be in the form of a stall with incentives for those who complete it there and then. This may not be possible in 2022 due to the Covid-19 pandemic.

Planning and Coordination

133. Setting up a formal procedure can ensure response rates meet the publication threshold. This may include:

134. Dedicated NSS Operations Team and/or an NSS Steering Group:

- Representatives from across the provider can meet regularly (e.g. once every 2 weeks) to discuss response rates and how to boost them.
- A group can get together online to brainstorm promotional ideas. Discuss areas of low response and when appropriate, invite department/subject representatives to discuss areas of lower performance.
- You can track email conversations between representatives to communicate weekly response rates and discuss promotional actions.

- You can meet with department representatives and encourage them to pass on information to their colleagues in department meetings.
135. All meetings that involve the sharing of interim response rates must be documented in the provider's [Project Communications Plan](#).
136. **Communications planning.** In order to maximise response rates, some providers have developed a communications plan for the NSS Fieldwork before the launch of the survey.
137. **Preparing for fieldwork.** Set out a structured, formal plan to ensure that staff are fully briefed on the NSS process, the importance of reaching required response rates, and the start and end dates of fieldwork.
138. **Timetable for promotional activity.** As stated previously, there is no requirement on providers in England to promote the NSS in 2022. However, if they want to providers can produce a detailed plan of promotional activity to target students. This includes:
- Ensuring students are aware of how to claim any prizes/incentives on offer.
 - Developing complementary email communications to reach students between Ipsos MORI mail outs.
 - Highlighting key dates in the student and staff calendar that may affect participation, e.g. holidays, exams, and coursework deadlines.
139. **Identify key responsibilities.** Some providers have a formal document which identifies who will have responsibilities for which communications, e.g. those best placed to engage with students and what their key responsibilities should be.
140. **Innovative ideas.** Providers have tested different ideas to engage students with the NSS, including involving those from relevant specialisms to get involved with the promotion, e.g. Art & Design, Marketing and/or Communications to develop NSS strategies for the provider.
141. **General awareness.** Explore ways you can raise awareness of the NSS amongst non-final year students. This can include poster campaigns to promote changes that have been implemented as a result of NSS findings.
142. **Contacting students.** Survey fatigue and general annoyance from being over-contacted can prevent eligible students from participating in the survey. To avoid this, providers can:
- Plan communications according to the Ipsos MORI timetable.
 - Be aware of any other internal research that is being undertaken by the provider and plan communications, so students are not overwhelmed by emails.
 - Ensure communication with students is staggered.
 - Personalise or sign emails from representatives that are recognised by students, e.g. Dean or subject head.

Communications Checklist

143. Whilst it is not a requirement for provider in England to promote the survey in 2022, they can still choose to do so. This section outlines a number of communication initiatives that providers have found to be helpful in receiving higher response rates.

144. The following pages summarise several of the initiatives which providers have previously followed before and throughout the fieldwork period. This is an optional approach to communication and promotion of the NSS.

145. Pre-survey launch check list

- Send NSS pre-notification email to eligible students.
- Organise staff briefing(s).
- Develop a clear strategy and timeline for contacting students.
- Display promotional materials.
- Organise meetings with student representatives.
- Inform student media and PR of the survey launch.
- Develop electronic presence.
- Build a social media presence for the NSS at your provider.
- Send a pre-emptive email to students just before the survey launch.

146. During fieldwork check list

- Lecture/online class shout-outs.
- Regular staff updates.
- Email reminders.
- Organise dedicated sessions to complete the online survey.
- Implement a dedicated Survey Day/Week for completing the NSS.
- Consider offering incentives.
- Run PR/media activity throughout the fieldwork.
- Word of mouth.
- Create response rate competitions between different departments.

- Maintain NSS social media presence.
- Senior management support.
- Students' Union (Association or Guild) or student rep involvement.
- Provider staff briefings and updates.
- Online promotion.
- Targeted email reminders.
- Engage 'harder-to-reach' students.

CHAPTER

3

Inappropriate Influence

CHAPTER

3

Inappropriate Influence

147. Providers should ensure that students give honest feedback on their learning experience. Communications and/or providers' marketing materials must not attempt to sway the opinion of students in any way.

What is inappropriate influence?

148. The OfS (in partnership with the UK funding and regulatory bodies) define inappropriate influence as **any activity or behaviour that may encourage students to reflect anything other than their true opinion of their experiences during their course in their NSS responses.**
149. Inappropriate influence can emerge in several ways, for example:
- Explicit or implicit instruction on the type of responses students should make, including the provision of standard or example responses.
 - Explaining how the survey is presented to students and drawing attention, explicitly or implicitly, to the consequences of negative responses, with regard to:
 - conflation with other surveys undertaken by providers whether internal or external
 - league tables, the Teaching Excellence and Student Outcomes Framework (TEF) or Quality Assessment processes
 - employers' perceptions of positive and negative outcomes.
 - Instruction on how the response scale is understood by third parties.
 - Encouraging students to avoid a particular point on the response scale.
 - Failure to ensure that methods to encourage participation in the survey, such as campaigns, the use of promotional materials (either explicitly or implicitly) or incentivisation methods (such as prize draws), do not bias responses.
 - Holding compulsory sessions at which the NSS must be completed.
150. If promoting the survey, providers should take into consideration whether the campaign could inappropriately influence the type of responses participants may give. The OfS (in partnership with the UK funding and regulatory bodies) expects providers to have processes to ensure that all staff (both academic and professional services) have

engaged with the guidance and measures in place to prevent inappropriate influence throughout their NSS activities.

- 151.** As part of pre-launch survey plans, providers are expected to send an email to all eligible students, informing them of the NSS, that their data will be transferred to Ipsos MORI and how they will be contacted to complete the survey. This email will also contain details about a student guide on inappropriate influence. This will help to raise awareness among students on the value of their honest views, what to expect on NSS promotion, what is allowed and not allowed, and where students should go for help and support if they are concerned about being influenced.

Avoiding Inappropriate Influence – Dos and Don'ts

Do:

- 152. Do run a neutral campaign that focuses solely on boosting responses in the NSS.**

It is important that the NSS is treated as an independent social research survey. As a result, if you opt to run a marketing campaign it should focus on the survey rather than the provider and should not encourage students to respond in a particular way.

- 153. Do provide examples of where NSS feedback has resulted in improvements in previous years.**

Demonstrating how feedback from the NSS has led to tangible changes at the provider can be a powerful way to promote the survey should you opt to do so. For example: “Your feedback counts – in a previous NSS, students expressed that library opening hours were an issue. Since then, we introduced a 24-hour central library.” However, care must be taken not to combine this with other internal campaigns – please see **‘don’t’** below.

- 154. Do encourage eligible students to participate.**

All eligible students should be targeted in any provider-led promotional campaigns.

- 155. Do allow students to give their feedback regardless of their opinion.**

If promoting the NSS, providers should encourage all students to participate regardless of their opinion of the provider or course.

- 156. Do be wary of tone and use of language when discussing the NSS and asking students to complete it.**

If you opt to promote the NSS, be sure to keep promotion as neutral as possible. Staff can explain the importance of the NSS, improvements that their feedback has led to in previous years, and how it will help prospective students. **Do not** link the NSS to league tables, a provider’s performance in the TEF or to the perceived value of students’ degrees.

- 157. Do target promotion in departments or courses with low response rates, if opting to promote the NSS.**

During the NSS fieldwork, Ipsos MORI will share response rate information with

providers, which can be used to identify targets for promotional campaigns. Please note, promotion of the NSS is not a requirement for the NSS 2022.

158. Do inform students that they are free to interpret the survey questions how they wish.

Questions for the NSS are self-explanatory. Students should be informed that they should answer the survey questions however they interpret them.

159. Do hold voluntary NSS completion sessions.

Organising completion sessions is an effective way to encourage students to complete the survey. However, these sessions must be voluntary and abide by the relevant provider's Covid-19 safety measures.

160. Do ensure students have total privacy when completing the survey.

Students must not feel pressured to respond in any particular way. Therefore, staff should respect students' privacy when they are taking the survey. If opting to host voluntary completion sessions, staff must not look at students' screens or at the responses they are giving and must abide by the relevant provider's Covid-19 safety measures.

161. Do use incentives or a prize draw to promote the survey.

Incentives and prize draws are both proven to be effective in improving response rates. This can form a part of the promotional campaign. Students should be made aware that there is no link between how they respond and their chances of winning a prize. Completion of the survey cannot be a condition to entering the online prize draw as all eligible students have an equal chance of winning. Please see the [MRS guidelines on incentives and prize draws](#) for more information. Do ensure that all staff are aware of the guidelines.

162. To facilitate understanding of the guidelines and to prevent inappropriate influence in the promotion of the NSS, there is a digital help card which can be circulated to academic staff, staff in professional services such as administrative or student support staff, or any other members of staff in a student-facing role.

Don't:

163. Do not embed NSS marketing activity in broader provider promotional activities, for example 'Pride' and 'I Love' campaigns.

A clear division between marketing campaigns must be made to ensure all promotion of the NSS is neutral. This includes 'you said, we did' campaigns, where it must be clear that particular changes came about from the NSS rather than from internal campaigns.

164. Do not combine the NSS with other surveys being undertaken at the provider.

If providers opt to promote the NSS, it must be promoted independently and students must not be led to confuse the NSS with other surveys, whether internal or external, undertaken at the provider.

165. Do not explicitly or implicitly advise students on how to interpret the survey.

It is very important that students are not influenced on how they interpret the survey questions or response scale. These are self-explanatory and students should be left to

interpret them in a way they see fit. Therefore, providers are not permitted to explain the meanings of questions or responses. This includes defining 'neither agree nor disagree' as a negative response or comparing the response scale to another scale with a different purpose (e.g. assignment marking schemes).

166. Do not advise or request students to respond in a certain way.

Providers are not permitted to recommend that students respond in a certain way, e.g. 'I recommend that you select agree or mostly agree' or provide standard or example responses.

167. Do not make entering a prize draw conditional on completing the NSS.

Prize draws have been proven as a good way to encourage student interest in the NSS. However, taking the NSS cannot be made an explicit condition to enter the prize draw, as all students eligible to take the NSS can enter, not just those who complete the survey.

168. Do not link the NSS to league tables, job prospects and the perceived value of students' degrees.

Providers are **not** permitted to tell students that negative responses could make their degrees look bad to future employers. There should be no link made between completion of the survey and employers' perceptions of positive and negative outcomes. This includes links between the NSS and university league tables or the TEF.

169. Do not indicate that the survey is compulsory.

Participation in the NSS, while beneficial to providers, is completely voluntary for students.

170. Do not make it a requirement or pressure students to attend dedicated NSS sessions.

Arranging these sessions is allowed however providers should not enforce them or make students feel there may be consequences if they do not attend.

171. Do not take students through the survey on an individual basis.

Providers should not stand or sit beside students when they are completing the survey or take them through their responses question-by-question. Students should be given due privacy so they can respond with honesty. Staff and students must always abide by the relevant provider's Covid-19 safety measures.

172. Do not complete the survey on behalf of the student

The survey should not be accessed or completed on behalf of the student. The NSS is a strictly confidential student feedback survey and should only be completed by the eligible student.

173. This is not an exhaustive list and providers should be alert to other possible types of inappropriate influence.

What could the consequences of inappropriate influence be for my provider?

- 174.** Where a concern or allegation is raised, it will be investigated by the OfS through the Allegations Procedure³. If an investigation were to find that promotional activities and/or marketing materials had resulted in inappropriate influence, whether intentional or unintentional, the integrity of the NSS data could be called into question. The OfS (in partnership with the UK funding and regulatory bodies) could take action to suppress the affected NSS data for the provider meaning that no NSS results would be published for the affected courses in that specific year, nor would it be available to use in marketing activities, learning enhancement work or inclusion on Discover Uni, the OfS's website etc.
- 175.** More information on the Allegations Procedure for raising concerns, and how the OfS deal with allegations of inappropriate influence, can be found in their guidance 'National Student Survey: Procedures for investigating allegations of inappropriate influence on survey results'; this guidance can be read in full at <https://www.officeforstudents.org.uk/advice-and-guidance/student-information-and-data/national-student-survey-nss/promotion-of-the-nss/>
- 176.** If you have any questions or concerns regarding inappropriate influence, please speak to the survey manager at the provider or to the person who deals with the provider's data submissions, who should be able to provide further guidance regarding 'inappropriate influence' in student surveys. Alternatively, please do not hesitate to contact the OfS Allegations team at NSSAllegations@officeforstudents.org.uk or Ipsos MORI on 020 8861 8110 or at nss@ipsos.com who can pass this on to the OfS for investigation.

³ <https://www.officeforstudents.org.uk/advice-and-guidance/student-information-and-data/national-student-survey-nss/inappropriate-influence/>

CHAPTER

4

NSS Marketing Materials



CHAPTER

4

NSS Marketing Materials

Ipsos MORI Marketing Packages

177. To reduce burden on providers, for 2022 the OfS does not require providers in England to promote the National Student Survey. You can still choose to promote the NSS if your provider wishes to do so. The Good Practice Guide outlines guidance for [Promoting the NSS](#) and parameters around [creating your own marketing materials](#).
178. Ipsos MORI will promote the survey to students through a communication schedule and the production of marketing materials, as detailed in this Good Practice Guide.
179. **This guidance applies to providers in England only.** Providers in Northern Ireland, Scotland and Wales are still required to promote the survey to their students and should refer to the separate Good Practice Guide for these nations.
180. Providers will be sent hard copy marketing materials by Ipsos MORI, if they have requested them via **the order form**. It is not compulsory to use the marketing materials provided (free of charge).
181. Listed contacts at providers should have received a separate form for NSS poster orders on 6 October. For more information, please see the **NSS Set Up Guide**, available via the [NSS Extranet](#).
182. The deadline for requesting posters was **22 October**. Orders completed by this date will be delivered from the **w/c 1 November**. Please contact Ipsos MORI if you require hard copy materials but did not submit an order by this date.

Hard copy materials

183. Posters

- NSS hard copy posters are available in two sizes: A3 and A4. Providers often display posters in prominent positions where there is a lot of student traffic. The A0 poster will be made available as a digital file only.

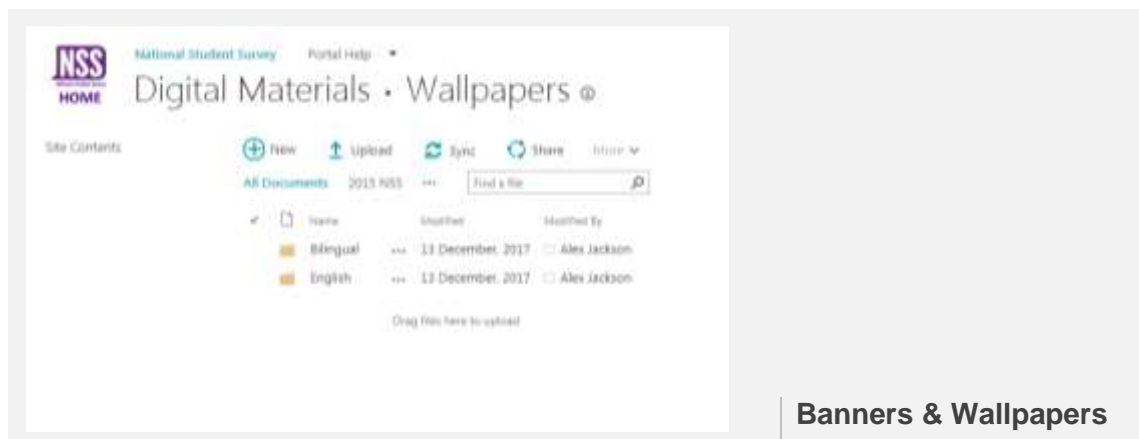
- Please note that the poster design is different each year. The 2022 campaign has been designed by Ipsos MORI and professional designers, following rigorous desk research into effective promotional campaigns.
- Providers are permitted to request the poster files from Ipsos MORI to adapt the poster for their own provider. However, they are only permitted to add a provider logo and/or provider-specific text, e.g. prize draw information or 'you said, we did' examples. Any adaptations of the posters have to be approved by Ipsos MORI and the OfS.

Digital Materials

- 184.** In addition to the hard copy marketing packages from Ipsos MORI, a range of digital materials will be available to all providers to help them promote the NSS.
- 185.** For the NSS 2022, there will be no flyer artwork available. Providers are welcome to adapt the materials into flyer format for digital dissemination, provided they follow the guidelines [below](#).

Available materials:

186. Banners & Wallpapers



Ipsos MORI will provide a range of digital banners and wallpapers for providers to use.

- The wallpapers can be installed on computers in IT suites and can be displayed on computer/plasma screens around campus. Desktop wallpapers are supplied in a range of sizes. For optimum display at the provider, use a wallpaper that corresponds (if not exactly, then as close as possible) to the resolution of your computer/device screens.
- Static and animated electronic banners can be placed on the relevant provider websites (VLE, intranet, etc.). There are horizontal and vertical banners available which can be used on electronic communications from the provider, e.g. an email signature, internet/intranet/extranets, articles/newsletters as well as social media.
- There are hyperlinked banners provided (vertical and horizontal), which once clicked, will direct students to the official survey website: <http://www.thestudentsurvey.com/>.
- All electronic items will be available to download from the [NSS Extranet](#) home page by November 2021. These can be downloaded by clicking on the three-dotted menu next

to each file and selecting 'Download'. Listed Main, Second and Marketing contacts will be notified when the materials are available.

187. Social media-specific banner

- A static banner that can be posted on social media (e.g. Instagram story or Twitter). The banner is optimised for mobile phone usage. Providers can upload the banner to their social media accounts and add a link/comment to direct students to the NSS website. For example, "swipe up to complete the NSS". The banner will be available on the [NSS Extranet](#) homepage.

188. NSS Video and YouTube Channel

- A short video will be available to providers. The animation is linked to the poster design and conveys the key messages of the NSS including how students can complete the survey. It can be played on plasma screens around campus and uploaded to provider websites, as well as any social media profiles to promote the survey. The video will be available to download from the 'Official Video' area on the [NSS Extranet](#) home page. Higher quality versions will be hosted on YouTube and the URL will be communicated to providers.
- An audio 'soundbite' from the official video will be provided as a separate file. This can be played as a student radio advert or as an announcement on campus.
- Please note that Ipsos MORI manages a dedicated NSS YouTube channel 'TheStudentSurvey': <https://www.youtube.com/user/thestudentsurvey>.

189. Logos and icons

- The NSS logo is available for providers who would like to print/create additional marketing materials themselves. The logo can be used on promotional giveaways, e.g. stationary, USBs, t-shirts, stickers, shopping bags, etc. as well as other marketing materials. Ipsos MORI will also provide a small icon version of the NSS logo that can be used on the relevant provider websites (VLE, intranet, etc.) for students to click to be redirected to the survey website. Please consider Covid-19 safety measures at all times.
- Please note that only the logos and icons are downloadable; Ipsos MORI will not produce any additional items. The NSS approved logos and icons will be available in the 'Logos & Icons' area on the [NSS Extranet](#) home page.
- If you have any queries about using these items, please contact the NSS Helpline at nss@ipsos.com.

190. Quick Response (QR) code

A QR code will be included on all hard copy promotional materials. Students can use mobile devices to scan the image and be redirected to www.thestudentsurvey.com to complete the online survey. The QR code will be available to download from the 'Logos & Icons' area on the [NSS Extranet](#) home page. Providers can use the QR code on hard copy materials if they opt to create these internally.

191. Other supporting materials

Ipsos MORI will also provide template examples of communications, some of which can be found in the [Annexes](#).

- **Provider Intranet Template**

Template articles have been prepared for provider use (e.g. intranet and newsletters), to raise awareness and provide information on the survey.

- **Circular letters**

Template circular letters aimed at both academic staff and students will be provided to raise awareness and encourage online participation. Please ensure that variations of the template are signed off by a senior member of staff.

- **Presentation slides**

A set of PowerPoint slides will be available to raise awareness and encourage survey completion. The slides can be used to communicate the purpose of the NSS during class time with final year students.

- **Help cards**

Summary help cards for marketing and setting up the survey. These can be forwarded to staff to help them understand relevant areas of the survey, including the implications of inappropriate influence and what they can do to avoid this when promoting the survey.

Creation of Own Marketing Materials

192. Providers in England who opt to promote the NSS are required to review the parameters around creating their own marketing materials.⁴

193. If they want to providers can still create their own internal promotional materials, either by adapting the marketing materials supplied by Ipsos MORI or by creating their own artwork.

194. All results published via the data dissemination portal (hosted by Texuna) will be anonymised and provided in the form of statistical information only. For a provider to receive the open text comments, publication thresholds of a 50% response rate and 10 responses must be adhered to. In rare circumstances it may still be possible for those working at a provider to identify individuals through their open text comments. For this reason, open text comments may not be quoted in marketing materials. These comments are largely for internal purposes only, to identify and develop activities for quality enhancement. Open text comments may be paraphrased in marketing materials, as long as they do not identify any individuals and are not attributed to the NSS. It is the providers responsibility to ensure that they comply with all GDPR laws and that the NSS data they receive from Texuna is processed in a way that ensures that specific students are not identified.

195. In some cases, a student may make a comment in the open text questions in relation to their mental or physical wellbeing or share concerns about safeguarding. The OfS appreciates that providers may wish to connect with the student and offer support however the NSS privacy notice states that students will not be identifiable from the information the OfS shares with providers, including from the open text comments. The

⁴ It is no longer a requirement for providers in England to promote the National Student Survey to their eligible students.

individual is expecting their information to be treated confidentially and that the comment will not be attributed to them. Therefore, Ipsos MORI and the OfS are unable to provide identifying information for the individual. In promoting the NSS, providers may want to increase awareness among students of the support and guidance available to them for wellbeing and safeguarding issues.

196. Adapting Ipsos MORI marketing materials

Providers are permitted to adapt the Ipsos MORI supplied marketing materials, however, restrictions apply. The provider's logo and promotional text can only be added to the poster design. However, the fundamental content of the poster cannot be adapted and the ratios of the NSS and funder logos cannot be changed. Providers wanting to adapt the national campaign will need to request the design files from Ipsos MORI. All amended artwork must be sent to nss@ipsos.com for approval to ensure that it remains brand compliant.

Creating original artwork

197. Any internal marketing campaigns must include:

- **The NSS logo**

Please ensure the updated logo is used on any provider materials (available from the [NSS Extranet](#) home page).

- **The survey web address**

www.thestudentsurvey.com or portal address to redirect to this site.

- **The relevant funders logos**

The Office for Students (OfS), Department for the Economy Northern Ireland (DfE NI), Higher Education Funding Council Wales (HEFCW) or Scottish Funding Council (SFC) and Ipsos MORI logos (available from the [NSS Extranet](#) home page).

198. Providers must ensure that the messages around the NSS are clearly communicated to their eligible students. If customised text is used, it should:

- Aim to encourage students to voice their opinion (what they liked and did not like about their student experience);
- State the purpose of the NSS and its target audience of mainly final year undergraduates;
- Encourage students to complete the survey and invite honest feedback;
- Not influence responses inappropriately; and
- Inform students that the survey is run by Ipsos MORI, an independent research agency.

199. Please also note that the NSS has a strict policy of not making any references to commercial brands. Any promotion of the NSS must not include any defamatory, offensive, political or unlawful content.

200. What method of completion should we suggest to our students?

The survey can be taken via laptop/computers or mobile devices (e.g. smartphones and tablets). Therefore, we recommend suggesting **online** participation in communications

and marketing materials. Students can also be redirected to the survey website via provider portals.

- 201.** The survey website www.thestudentsurvey.com goes live on **Thursday 6 January 2022**. Regardless of your provider's chosen start week, **ALL** eligible students can complete the survey from this date. Initial email invitations will be sent on the Thursday of each start week from the w/c 10 January. Providers therefore have the first few days of fieldwork, or first days of their start week, to launch their own promotional activities and engage students, should they want to.
- 202.** Please note that students can also complete the survey via the telephone. If students do have a preferred method of contact, they can opt out of a contact mode online at www.thestudentsurvey.com or contact the Ipsos MORI student helpline at thestudentsurvey@ipsos.com.



Annexes

Annexes

Provider Intranet Template

Message about the 2022 National Student Survey to use/adapt for your provider's intranet:

The National Student Survey (NSS) 2022 is now live at [\[provider\]](#). The survey is open to eligible final year undergraduates, who can complete it today at www.thestudentsurvey.com.

What is the NSS?

The NSS is the largest UK wide annual survey aimed at final year undergraduates in the UK. The survey provides you with an opportunity to give their honest opinions on what you liked about your course at [\[provider\]](#) as well as things that you feel could have been improved.

The survey is administered by [Ipsos MORI](#), an independent market research agency on behalf of the UK Higher Education funding and regulatory bodies, so your responses remain anonymous to your university or college at all times.

You will be asked 27 single choice questions relating to various aspects of your course such as teaching, feedback and assessment, and learning resources. You will also be given the opportunity to provide comments on your overall student experience at your university/college. You may also be asked some additional optional questions specific to your course and your university/college.

In addition, the OfS and the UK funding and regulatory bodies will be testing some alternative questions and response options. Once you have completed the main survey, you may be asked if you'd like to take part in a pilot study and to let us know what you think about these questions. Taking part in the NSS and this pilot study is voluntary.

Why should I take part?

- The NSS provides you with the opportunity to provide honest feedback on your student experience;
- Your opinions will be used to improve the student experience at [\[provider\]](#);
- The feedback you submit is taken very seriously and informs the quality assurance system with regards to teaching quality;
- Results are published and used by prospective students, their families and advisors to make decisions on what and where to study through course comparison websites like [Discover Uni](#).

More information about the NSS is available at:

<https://www.officeforstudents.org.uk/for-students/national-student-survey/>

What happens with the results?

The NSS results are published to help prospective students, their families and advisors make informed decisions of where and what to study. This is available on Discover Uni.

Universities/colleges and supporting Student Unions also use the data to identify areas of strengths and weaknesses and bring about change to improve the experience for future generations of students.

Inappropriate influence

A student guide on inappropriate influence sets out what the NSS is and how it is promoted by providers. The guide details what may constitute inappropriate influence and the types of promotion universities and colleges are, or are not, allowed to undertake. It provides details on the help and support available to you - if you feel you are being or have been influenced in how to respond to the survey, along with the process in place to investigate allegations of inappropriate influence and what happens in case of a breach of guidance.

More information on the student guide on inappropriate influence is available at:

<https://www.officeforstudents.org.uk/nss-influence/>

Your Views, Your NSS at [\[provider\]](#).

Letters/Memos

Email to Eligible Students

Dear [\[student\]](#),

Tell us about your higher education experience and take part in the [National Student Survey \(NSS\) 2022](#) – the annual UK survey of final year undergraduates.

Whether your time at [\[provider\]](#) has been great, or you think some of it could have been better, this is a chance to give your honest views about your course.

Your feedback counts. When students respond to the NSS, we listen. Thanks to the responses from students like you, we have: [\[example of changes made by NSS results e.g. extended library hours, better access to personal tutors, invested in more PCs on campus\]](#).

NSS results are also publicly available on the [Discover Uni](#) undergraduate course search. Anyone considering higher education in the UK can find out what students like you thought about any course, to help them decide what to study and where.

Remember, it's really important that you can answer with your honest opinion. No one at [\[provider\]](#) should be trying to influence you to answer in a particular way. If you're worried, this

[guide](#) will help you understand more about inappropriate influence, and it has details about how to report it.

[Ipsos MORI](#) will email you during [\[survey start week\]](#) to invite you to take part in the survey. However, you will be able to complete the NSS online at www.thestudentsurvey.com any time from 6 January 2022 to 30 April 2022.

Once you have completed the survey, you may be asked if you'd like to take part in a pilot study and to let us know what you think about some alternative questions and response options.

Taking part in the NSS and this pilot study is voluntary.

Thank you in advance for taking part in the NSS!

[Note: In 2022, providers in England are not required to promote the NSS to their students. However, they can choose to do so if they wish.]

Memo to Staff

The National Student Survey 2022

The National Student Survey (NSS) 2022 will launch at [\[provider\]](#) on the [\[survey start week\]](#). It's the annual survey of mostly final year undergraduates across the UK.

The NSS provides us with valuable information from students about their experience at [\[provider\]](#) and on their course. We're inviting all staff to promote the survey to your students to help raise awareness of the NSS, tell them why it's important, and encourage them to take part.

Promoting the NSS locally is one of the best ways to help students understand the survey and respond with their views. The more students participate, the better and more useful the data. The NSS helps us to improve the experience for future students. The NSS also provides essential official data for prospective students who are considering higher education. The data is made public to help inform student choice through the [Discover Uni](#) website.

We really encourage you to promote the survey to your students. Although Ipsos MORI can send emails and texts to students who haven't responded, staff can help students to better understand why the survey matters.

Guide to promoting the survey

Remember, it is important to be aware of the marketing guidelines and what may constitute inappropriate influence. It's important that students are free to give their honest opinion. Please see the inappropriate influence help card [\[attach Ipsos MORI's Inappropriate Influence Help Card\]](#) for more information. All internal marketing activities should aim to raise awareness of the NSS amongst eligible students and encourage them to give honest and confidential feedback on their course experience.

[NSS Coordinator/students' union contact] will be coordinating our NSS promotion this year and will ensure that guidelines issued by the [OfS](#) in relation to promotion are adhered to – more information is in the attached Advice for Staff briefing. In short, please make sure that your students are:

- Encouraged to give their honest feedback on what they liked and did not like about their course;
- Not asked to fill in the survey while a member of staff is overseeing their responses or made to feel that their responses are being monitored;
- Not encouraged to reflect in their answers anything other than their genuine perception of their experience.

How many responses do we need?

It is important that as many students as possible provide their feedback for the survey to generate reliable information. We need to achieve a response rate of at least 50% at provider level and in our subjects of study (combined with 10 respondents per cohort) in order for our data to be made publicly available. [Last year we achieved an overall response rate of XX% and we are aiming to beat that this year] [Last year we only managed to achieve an overall response rate of XX% so we need to improve on this and reach at least 50%].

What happens next?

Eligible students will be sent an invitation to complete the survey when the survey opens on [survey start date]. Those who have not completed the survey may later be contacted via telephone. We want students to complete the survey early, so please let your students know about the NSS and encourage them to take part in the survey online at www.thestudentsurvey.com before 30 April 2022. Students may also opt out of the survey at any point during fieldwork.

For NSS 2022, the OfS and the UK funding and regulatory bodies will be testing some alternative questions and response options. After completing the main survey, some students will be invited to take part in a pilot study and will be asked to provide feedback. Taking part in the NSS and this pilot study is voluntary.

If you have any questions, please contact [NSS Coordinator] or Ipsos MORI at nss@ipsos.com. If your students have any questions, please direct them to www.thestudentsurvey.com or they can contact the student helpline at [Ipsos MORI](#) directly at thestudentsurvey@ipsos.com.

Many thanks for your help.

[NSS Champion]

Briefing for Course Reps

The National Student Survey 2022

The National Student Survey (NSS) 2022 will launch at [provider] on the [survey start week].

The NSS is a survey aimed at final year undergraduates across the UK with the aim of gathering student opinions about their experiences on their course. It asks questions on a range of areas including teaching quality, learning opportunities, academic support, organisation and management, learning resources, learning community, student voice and overall satisfaction.

The NSS provides a powerful resource for informing providers on how to enhance the student learning experience. For course reps, the NSS provides valuable information on those that have studied on your course.

In order for the results to be made public, each provider and subject needs at least 10 students and 50% of eligible students to respond. The higher the response rate, the better!

Student and course reps can make a real difference to response rates by raising awareness of the survey and the impact it can have, and by targeting their promotion of the survey in areas most likely to attract students, e.g. campus shops or on social media sites.

In order to ensure that [provider] achieves the required response rates for publication of the data, we are writing to ask for your support to help us to promote the survey to your peers.

Tips for promoting the survey include:

- Contacting those on your course informing them of what the NSS is, and why it is important to complete;
- Creating an exciting promotional campaign which will grab people's attention;
- Working with other student reps and asking for past NSS results which you can use when speaking to current students about what others have said;
- "You said, we did" campaigns are a great way of making people realise that their feedback makes a difference. It reflects how students' opinions have been taken into account in previous years and highlights the changes that have resulted;
- Use the official NSS marketing materials, provided by Ipsos MORI;
- Read the Ipsos MORI marketing guidelines and tips in the Good Practice Guide.

Remember, it is important to be aware of the marketing guidelines and what may constitute inappropriate influence. It's important that students are free to give their honest opinion. Please see Ipsos MORI marketing and promoting the NSS guidelines in the Good Practice Guide.

Eligible students will be sent an invitation to complete the survey when the survey opens on [survey start date]. Those who have not completed the survey may later be contacted via telephone. We want students to complete the survey early, so please let your fellow students know about the NSS and encourage them to take part in the survey online at

www.thestudentsurvey.com before 30 April 2022. Students may also opt out of the survey at any point during fieldwork.

For NSS 2022, the OfS and the UK funding and regulatory bodies will be testing some alternative questions and response options. After completing the main survey, some students will be invited to take part in a pilot study and will be asked to provide feedback. Taking part in the NSS and this pilot study is voluntary.

If you have any questions, please contact [\[NSS Coordinator\]](#) or Ipsos MORI at nss@ipsos.com. If your students have any questions, please direct them to www.thestudentsurvey.com or they can contact the student helpline at [Ipsos MORI](#) directly at thestudentsurvey@ipsos.com.

Many thanks for your help.

[\[NSS Champion\]](#)

For more information

Please contact nss@ipsos.com or call us on 020 8861 8110.



thestudentsurvey.com/



twitter.com/nss_ipsos



youtube.com/user/thestudentsurvey

