

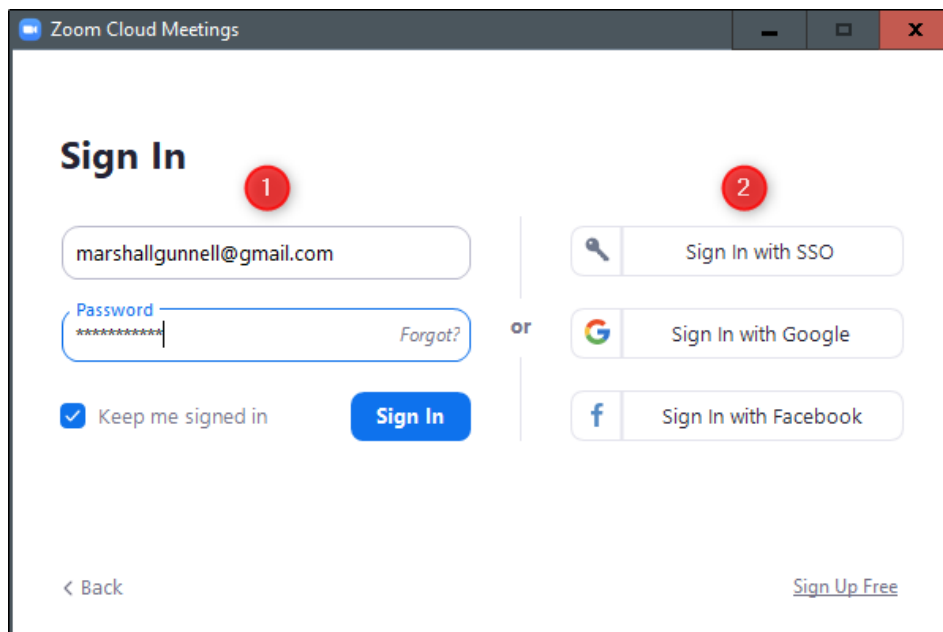
## How to join the Slade Contemporary Art Lecture Zoom

The Contemporary Art Lectures will be taking place on Zoom on Wednesdays at 5pm UK time

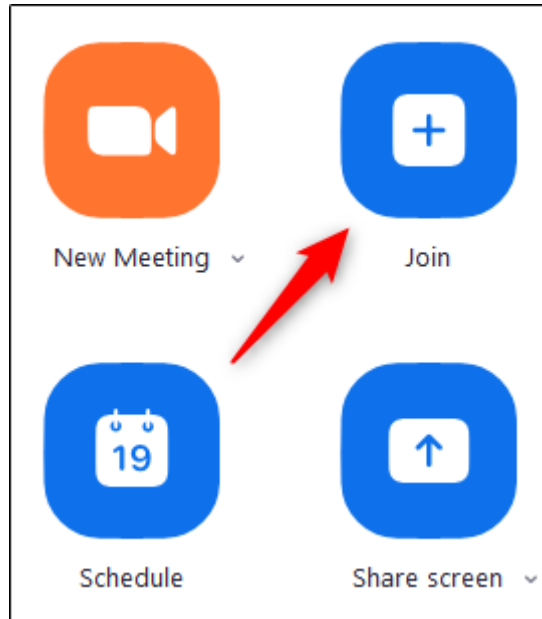
### A. Use the Zoom Application

If you already have Zoom installed on your device, you can join a meeting directly from the app using a meeting ID or personal link name sent to you via email or available on the CAL poster.

Open Zoom, and you'll be prompted to sign in. You can (1) enter your email and password and then select "Sign In," or (2) sign in with SSO, Google, or Facebook. Selecting Google or Facebook will bring you to its respective sign-in page. If you decide to sign in using SSO, you'll need to know the company URL, which is [ucl.zoom.us](https://ucl.zoom.us).

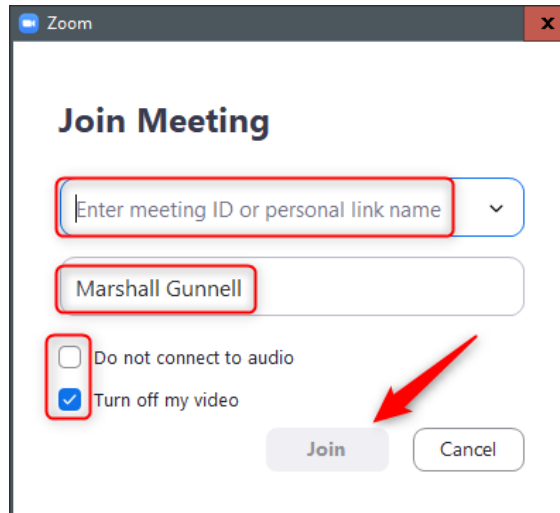


Regardless of the sign-in method you choose, once that process is complete, you'll be on the home page of the Zoom app. Here, select "Join."



A new window will appear. In the first box, enter the meeting ID you can see on the poster.

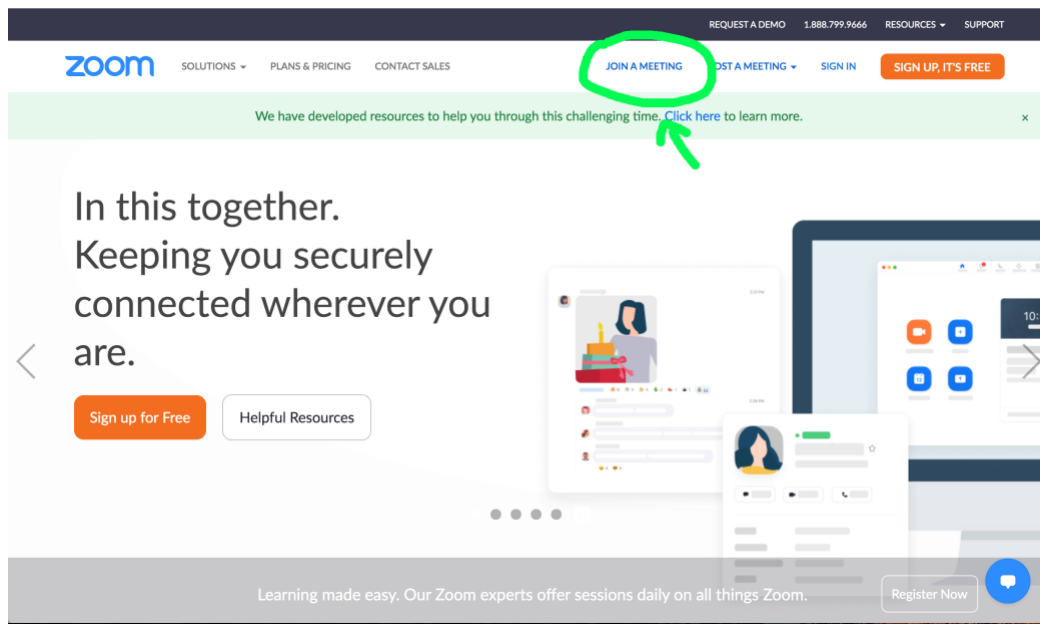
Below that, enter your display name. Please make sure you turn off your mic and video for GDPR purposes as we will be recording the talks.



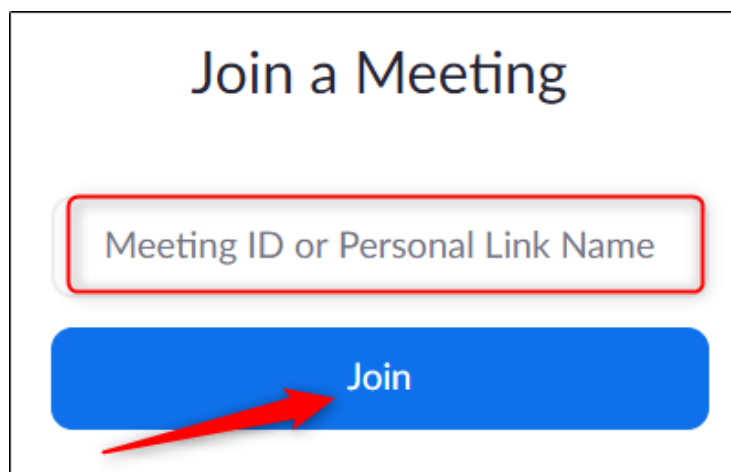
## B. Use the Zoom Website

Go on the Zoom landing page

Select the “Join a meeting” button



You'll now need to enter the meeting ID or personal link name you should have received in the CAL email or available on the CAL poster.



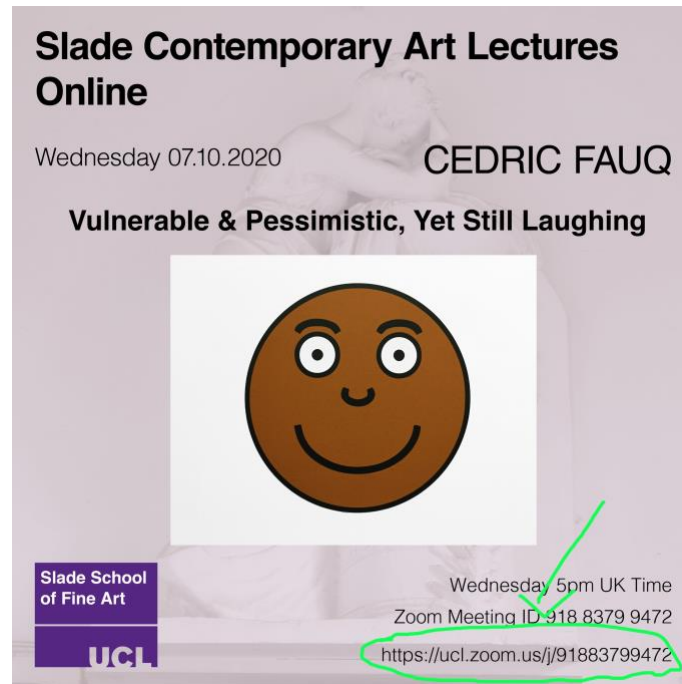
You will now have joined the meeting.

**Slade School  
of Fine Art**

**UCL**

### C. Use the Email Link

The link to the event will be sent via email and is available on the poster. Click that link.



Once selected, you'll be brought to the Zoom meeting.

**Remember to Turn off your mic and video when joining the meeting.**

Q&A will be done via a third-party app Sli.do (UCL and GDPR complaint) that will be integrated into the Zoom event. You will be given a QR code to ask your questions via your phone or laptop.