

# Summary report

---

*Lists all the questions in the survey and displays a summary with chart for each question. Free text responses are not included.*

## Table of contents

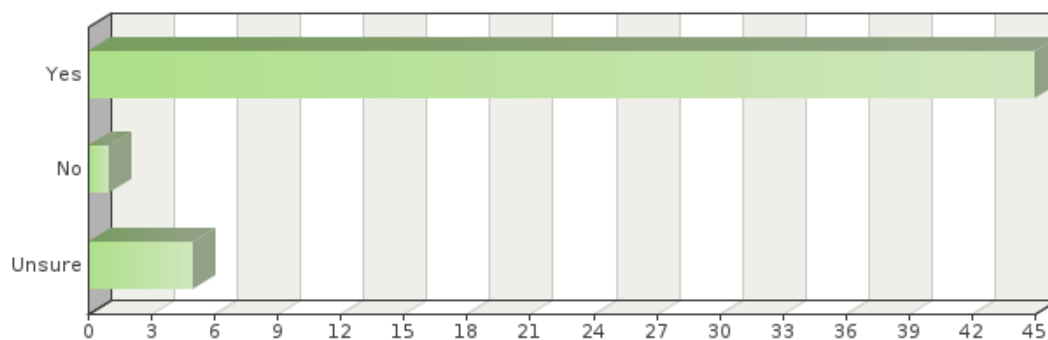
Report info.....	1
<b>Question 1:</b> Are you aware of your safety responsibilities when working at the Institute? .....	2
<b>Question 2:</b> If you are an appointed safety role holder, do you understand the responsibilities that c.....	3
<b>Question 3:</b> Are you aware of how you can raise safety concerns? .....	4
<b>Question 4:</b> Who would you raise safety concerns or queries with, in the Institute? .....	5
<b>Question 5:</b> Do you feel you have sufficient information and instruction to be able to work safely? .....	6
<b>Question 6:</b> Are you aware of the risk assessment and the risk control measures for your work activiti.....	7
<b>Question 7:</b> Do you know how to report any accidents, near misses or hazard observations? .....	8
<b>Question 8:</b> Are you aware of who to contact or what to do in the event of an emergency?.....	9
<b>Question 9:</b> Do you feel safety is well managed in the Institute?.....	10
<b>Question 10:</b> Are there any particular areas of concern or suggestions for improvement you have for he.....	11

## Report info

<b>Report date:</b>	Monday, June 13, 2022 at 2:22:02 PM Greenwich Mean Time
<b>Start date:</b>	Friday, May 13, 2022 at 8:43:00 AM Greenwich Mean Time
<b>Stop date:</b>	Friday, June 10, 2022 at 8:43:00 AM Greenwich Mean Time
<b>Stored responses:</b>	51
<b>Number of completed responses:</b>	51

## Question 1

Are you aware of your safety responsibilities when working at the Institute?

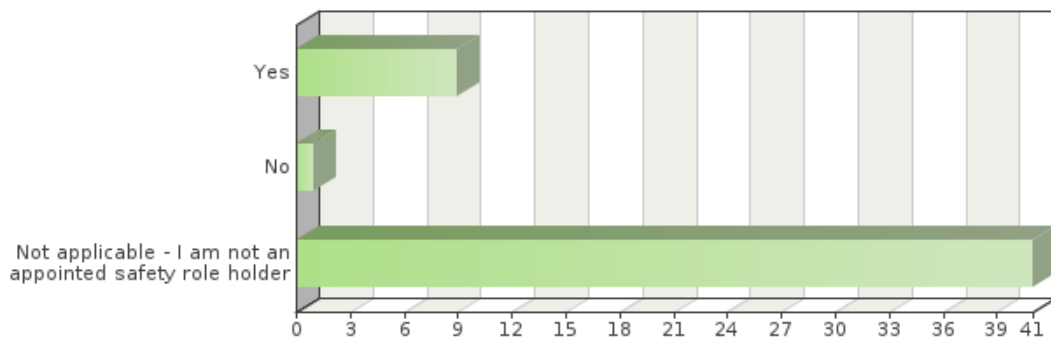


Frequency table

Choices	Absolute frequency	Relative frequency	Adjusted relative frequency
Yes	45	88.24%	88.24%
No	1	1.96%	1.96%
Unsure	5	9.8%	9.8%
Sum:	51	100%	100%
Not answered:	0	0%	-

## Question 2

If you are an appointed safety role holder, do you understand the responsibilities that come with this role?

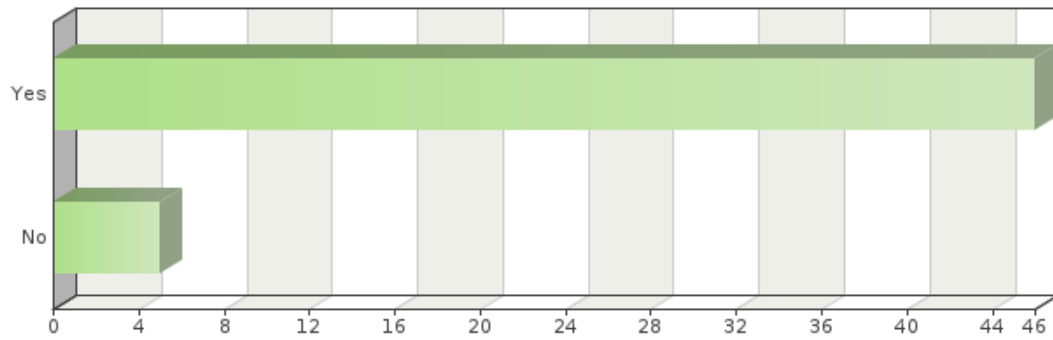


Frequency table

Choices	Absolute frequency	Relative frequency	Adjusted relative frequency
Yes	9	17.65%	17.65%
No	1	1.96%	1.96%
Not applicable - I am not an appointed safety role holder	41	80.39%	80.39%
Sum:	51	100%	100%
Not answered:	0	0%	-

### Question 3

Are you aware of how you can raise safety concerns?

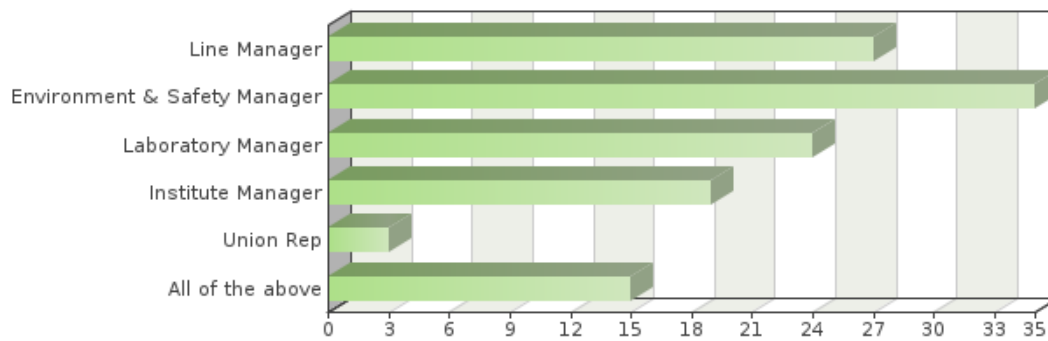


Frequency table

Choices	Absolute frequency	Relative frequency	Adjusted relative frequency
Yes	46	90.2%	90.2%
No	5	9.8%	9.8%
Sum:	51	100%	100%
Not answered:	0	0%	-

## Question 4

Who would you raise safety concerns or queries with, in the Institute?

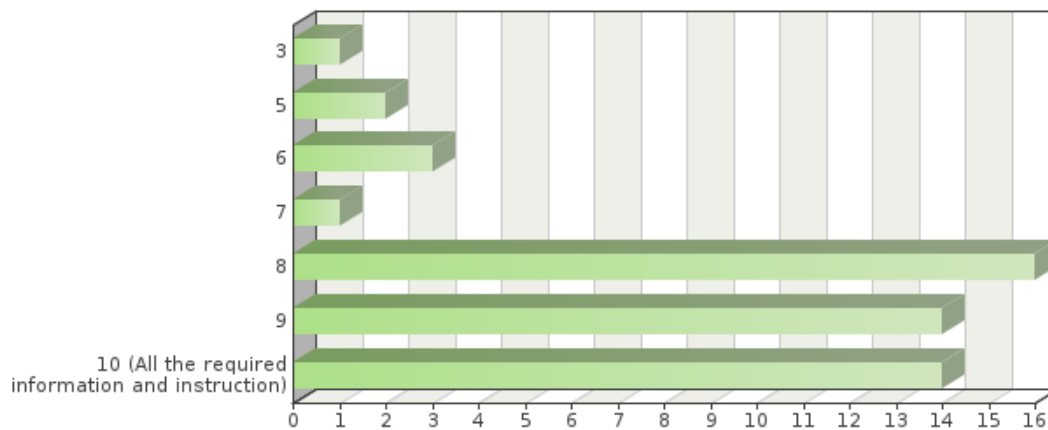


Frequency table

Choices	Absolute frequency	Relative frequency by choice	Relative frequency	Adjusted relative frequency
Line Manager	27	21.95%	52.94%	52.94%
Environment & Safety Manager	35	28.46%	68.63%	68.63%
Laboratory Manager	24	19.51%	47.06%	47.06%
Institute Manager	19	15.45%	37.25%	37.25%
Union Rep	3	2.44%	5.88%	5.88%
All of the above	15	12.2%	29.41%	29.41%
Sum:	123	100%	-	-
Not answered:	0	-	0%	-

## Question 5

Do you feel you have sufficient information and instruction to be able to work safely?

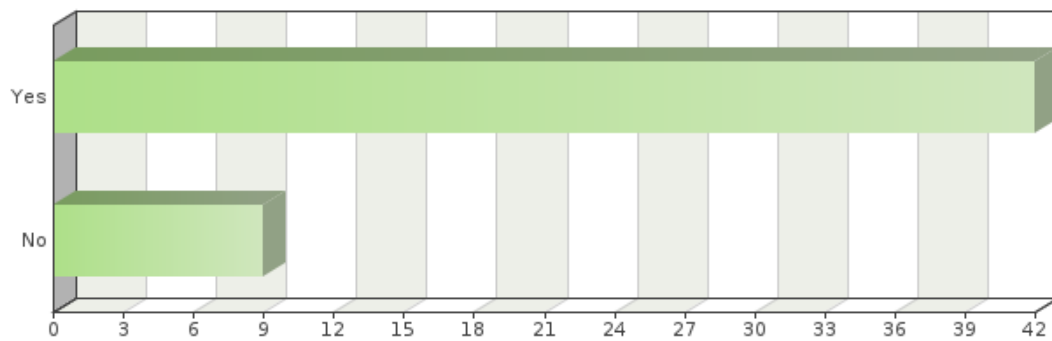


Frequency table

Levels	Absolute frequency	Relative frequency	Adjusted relative frequency
3	1	1.96%	1.96%
5	2	3.92%	3.92%
6	3	5.88%	5.88%
7	1	1.96%	1.96%
8	16	31.37%	31.37%
9	14	27.45%	27.45%
10 (All the required information and instruction)	14	27.45%	27.45%
Sum:	51	100%	100%
Not answered:	0	0%	-

## Question 6

Are you aware of the risk assessment and the risk control measures for your work activities / locations?



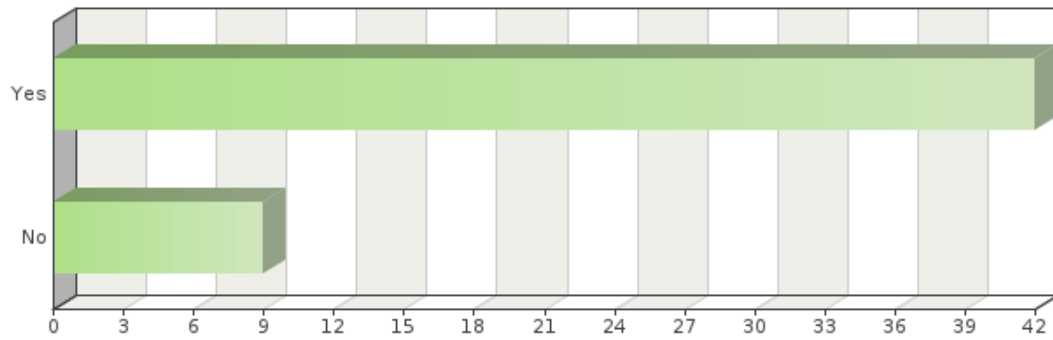
Frequency table

Choices	Absolute frequency	Relative frequency	Adjusted relative frequency
Yes	42	82.35%	82.35%
No	9	17.65%	17.65%
Sum:	51	100%	100%
Not answered:	0	0%	-



## Question 7

Do you know how to report any accidents, near misses or hazard observations?

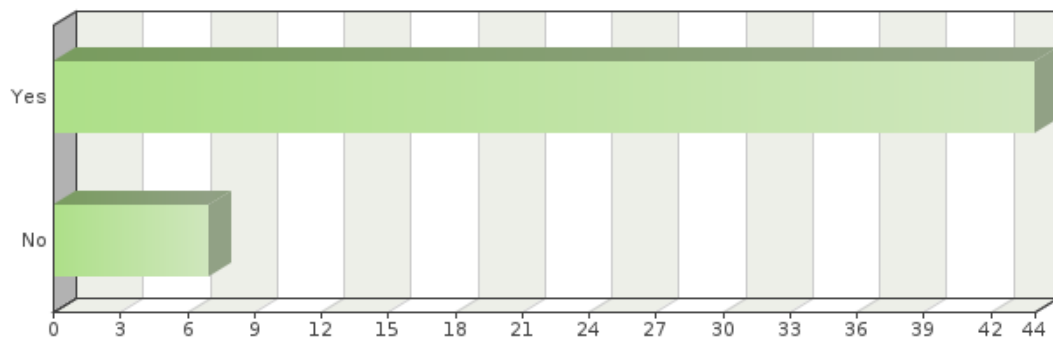


Frequency table

Choices	Absolute frequency	Relative frequency	Adjusted relative frequency
Yes	42	82.35%	82.35%
No	9	17.65%	17.65%
Sum:	51	100%	100%
Not answered:	0	0%	-

## Question 8

Are you aware of who to contact or what to do in the event of an emergency?

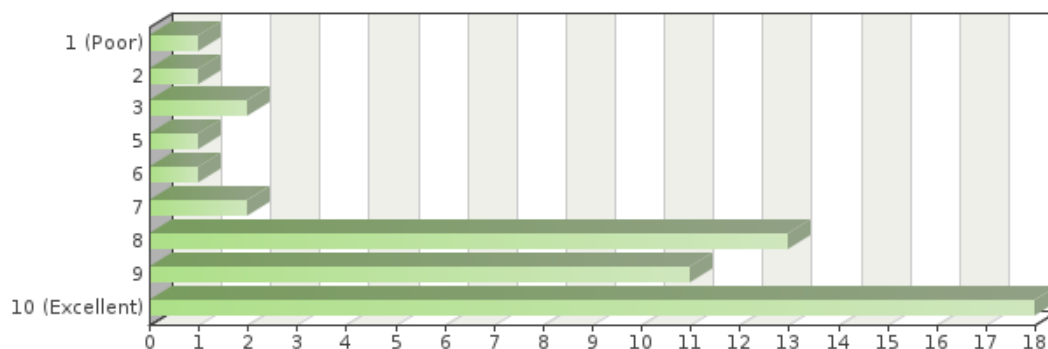


Frequency table

Choices	Absolute frequency	Relative frequency	Adjusted relative frequency
Yes	44	86.27%	86.27%
No	7	13.73%	13.73%
Sum:	51	100%	100%
Not answered:	0	0%	-

## Question 9

Do you feel safety is well managed in the Institute?



Frequency table

Levels	Absolute frequency	Relative frequency	Adjusted relative frequency
1 (Poor)	1	1.96%	2%
2	1	1.96%	2%
3	2	3.92%	4%
5	1	1.96%	2%
6	1	1.96%	2%
7	2	3.92%	4%
8	13	25.49%	26%
9	11	21.57%	22%
10 (Excellent)	18	35.29%	36%
Sum:	50	98.04%	100%
Not answered:	1	1.96%	-

## **Question 10**

**Are there any particular areas of concern or suggestions for improvement you have for health and safety within the Institute?**