



Freedom of Information Act 2000: The First Year
The experience of local authorities in England

September 2006

Report prepared by:

Jim Amos, Honorary Senior Research Fellow
Sarah Holsen, Research Fellow
Mehrangez Rahman, Assistant

Acknowledgements

We are grateful to everyone who responded to the invitation to participate in this study. We received valuable material from 112 of the 387 local authorities in England that we invited to participate. Their contributions reflect a spectrum of local authorities' views and experiences with the Freedom of Information Act 2000 (FOI Act) and the Environmental Information Regulations 2004 (EIRs).

For any further information please contact:

Sarah Holsen

Email: s.holsen@ucl.ac.uk

Tel: 020 7679 4974

Table of contents

Executive Summary	5
Introduction	5
Key findings	5
Summary of conclusions	8
Background.....	9
Objectives	9
Methodology	9
Findings	10
Statistics relating to: requests, release of information, refusals, internal reviews, meeting timescales and complaints to ICO (Q1, Q2, Q3, Q4, Q5, Q6)	10
Staff assigned to FOI and EIR compliance tasks (Q7).....	13
Sources of requests and information requested (Q8, Q9, Q10, Q11).....	14
Publication of tracking system and disclosure log (Q12, Q13).....	17
Charging fees for FOI requests (Q14, Q15).....	19
Problems with compliance and positive effects (Q16, Q17, Q18, Q19)	20
Overall/additional comments (Q20).....	23
Appendix A – Survey invitation letter	26
Appendix B – Survey	27
Appendix C – Breakdown of number of requests and appeals by council type	37

Tables and figures

Table 1 – Number of requests, refusals and internal reviews 1st January to 31st December 2005..	5
Table 2 – Spend on compliance	6
Table 3 – Survey response rate by council type	9
Figure 1 – Breakdown of respondents by council type	10
Figure 2 – Number of FOI requests per quarter.....	10
Figure 3 – Percentage of FOI requests that resulted in full disclosure	11
Figure 4 – Percentage of FOI requests that resulted in none of the information requested being released	12
Figure 5 – Percentage of FOI requests subject to internal review	12
Figure 6 – Percentage of FOI / EIR requests settled within 20 days	13
Table 4 – FTEs assigned to FOI and EIR compliance tasks in 2005.....	14
Figure 7 – Top three sources of requests	14
Figure 8 – Top three types of information requested	15
Figure 9 – Percentage of information requested considered ‘high profile’	16
Figure 10 – Percentage of information requested considered ‘high profile’ (by council type).....	17
Figure 11 – Percentage of councils that publish disclosure logs online.....	17
Figure 12 – Percentage of councils that publish disclosure logs online (by council type)	18
Figure 13 – Categories of information published on disclosure log	18
Figure 14 – Percentage of councils that publish charging policy online	19
Figure 15 – Percentage of councils that publish charging policy online (by council type)	19
Figure 16 – Percentage of requests charged.....	20
Figure 17 – Percentage of requests charged (by council type)	20
Figure 18 – Top four difficulties with compliance	21
Figure 19 – Top three ways FOI has positively affected council.....	22

Executive Summary

Introduction

This is a report of a study of local authorities' experiences complying with the FOI Act 2000 from January to December 2005. It relates to a previous study that covered the first six months of FOI enforcement, which we carried out on behalf of the Improvement and Development Agency and published in September 2005. This study is based on a simplified version of last year's survey and covers the whole of 2005 – the first year of full implementation of the Freedom of Information Act (FOI Act).

The primary purpose of this study was to understand how local authorities coped with the Act during 2005 by studying the numbers and types of requests they received, analysing the problems they encountered and exploring the lessons they learned. For reasons of cost-effectiveness the survey was web-based and addressed to central FOI officers in each local authority using email addresses available to the Constitution Unit. In order to encourage frank responses, participants were assured that their submissions would not be used in ways which would enable them or their authorities to be identified. We succeeded in reaching FOI officers at most of the 387 local authorities in England with the invitation to fill out the survey¹. Of the ones we reached, 112 practitioners, or 29 per cent of the total population, gave a substantive response².

Key findings

Volumes: We estimate that in the twelve month period from January to December 2005, the 387 local authorities handled a total of 60,361 requests. We saw no noteworthy differences in the number of requests received by London boroughs, county, metropolitan and unitary councils. However, district councils received far fewer requests on average than the others.

Table 1 – Number of requests, refusals and internal reviews 1st January to 31st December 2005

	Total requests	Refused	Internal reviews
Other councils (149)*	38,401	3683	956
Average/other council	258	25	6
District councils (238)	21,960	1341	357
Average/district council	92	6	1.5
Total all councils	60,361	5024	1313

Note: To arrive at the estimates found in Table 1, we added up the numbers given to us by those who filled out the survey, calculated the average number per council and multiplied the average by the total number of councils. Numbers are rounded to the nearest whole number. *'Other councils' refer to London boroughs, county, metropolitan and unitary councils as a group.

Sources of requests: Respondents were asked to rank the eight most frequent types of requesters; for example, journalists, business, academics, lawyers. We took the first three choices

¹ Despite our best efforts, we did not reach all councils but we believe that at least 75% of councils did receive an email inviting them to fill out the survey.

² This is a good response rate, and it has enabled us to produce results which we consider to be credible; however, it is not large enough to be able to claim statistical validity.

and added them, applying a weighting of 50% to the second choice and 25% to the third³. On this basis the top three categories of applicants were:

Private individuals	43%
Businesses	29%
Journalists	11%

No other category represented more than 4 per cent.

Spend on compliance: We asked practitioners how many full-time equivalent staff (FTE) were employed on FOI and EIR compliance activities by their respective authority both in the central team and in the service departments. We then calculated the total FTE hours available and related these to the number of requests to produce an average number of hours spent on each request.

We found considerable variations from the average, e.g. from 3.5 hours per request to 50 hours and more. We followed up a small number of these 'outliers' with telephone calls to the FOI officers, who produced a number of reasons for the variations. The small numbers involved did not allow us to make firm conclusions, but did highlight a number of factors which could have produced such variations. These include, not in order of priority:

- Difficulties in estimating FTE time spent in service departments. The amount of time is often not recorded.
- Accessibility of information: a mix of the quality of records management and the expertise of the people involved
- Readiness or reluctance of senior management to release information. A general reluctance can add enormously to the time spent processing a request.
- Criteria for recording an 'FOI request'. Some councils have a more restrictive definition of an 'FOI request' than others, e.g. not recording requests which can be satisfied and the information provided within five days. Where the definition is more restrictive a smaller number of requests are recorded and these are mostly complex. Such councils' statistics appear to show a large number of hours to handle an average request compared to a council with a less restrictive definition.
- Knowledge and experience of the staff involved and the ease with which they can access senior management when necessary.

Table 2 – Spend on compliance

	Total number of requests	Average hours per request	Total hours	Cost @ £25/hour (£000s)
District councils	21,960	16.8	368,928	£9,223
Other council types	38,401	16.2	622,096	£15,552
Total across all authorities	60,361		991,024	£24,775

Note: The compliance costs relate to the twelve month period from January to December 2005.

Charging: We asked about the proportion of cases in which a fee had been charged, not including disbursements (photocopying, postage, etc.). 66% of authorities charged no fees to applicants, and a further 33% charged in 5% or fewer cases. Asked whether the authority's policy on charging for FOI requests was published on its website, 69% reported that the policy was published and 31% reported that it was not.

³ For questions 8, 9, 16, and 18 (types of requesters, types of information requested, problems with compliance and positive aspects of FOI) we took respondents' first three choices and added them, applying a weighting of 50% to the second choice and 25% to the third.

Types of information requested: Respondents were asked to rank eight types of information requested, of which the top four categories were:

Costs and expenses	24%
Active local issues	21%
Contracts	20%
Procedures, policy decisions and meeting minutes	16%

No other single category represented more than 5 per cent.

Problems with compliance: Respondents were asked to rank six compliance problem areas, which are ranked as shown below:

Applying exemptions	27%
Inadequate resources	24%
Balancing the public interest	18%
Requests which may affect a third party	17%
Requests which could be subject to EIRs	9%
Other	5%

Positive aspects of compliance: Respondents were asked to rank six ways in which they thought that FOI had positively affected their organisation, which are ranked as shown below:

Culture of more openness	29%
Improved records management	28%
Improved internal communication	16%
Improved public trust and confidence	12%
New information about delivery of services	12%
Other	3%

Additional comments and concerns: This was a free format question and 46 authorities provided detailed comments. We analysed and categorised these comments. The largest single category related to problems with applicants and this was divided into a number of sub-categories:

Problems with applicants: This area was highlighted by nineteen of the authorities and their comments were spread across the following categories:

General: a number of concerns were expressed about the general lack of understanding of the Act by applicants and the extra work this produced for FOI Officers.

Commercial applicants: concerns were expressed that the use of the Act for commercial purposes was in some way inappropriate, not intended by the Act and contrary to 'the spirit of the Act'. This was sometimes combined with suggestions that companies should pay for information.

The media – especially the local press: sometimes press activity was intense and on occasion focused upon sensitive areas and at other times on trivia, e.g. money spent on biscuits.

Vexatious applicants and those using the Act as another route for unsatisfied complaints: the implication of some comments was that vexatious applicants were suffered and took a lot of time, and with an unsatisfied complainant there was sometimes a reluctance to refuse an unreasonable request since this could make the situation worse.

Lack of resources: nine authorities mentioned this was an issue for them. However, the reasons varied. The main reasons included:

- a reluctance to say no to a request on cost grounds had an impact upon resources

- a reluctance to publish information made it harder to plan to reduce the on-going costs
- there was an implication that vexatious requests had been suffered rather than refused and this had a large effect upon resources
- a number referred simply to inadequate financial support for FOI activities or the need for FOI staff

Internal training and systems: seven authorities mentioned problems in these areas. Examples included problems with logging, tracking and co-ordinating requests across the council.

Internal policies and attitudes: six authorities made comments about positive and negative attitudes towards FOI held by senior managers and staff. Comments were divided between those who reported that the culture towards openness had improved, those who reported reluctance to release information for which no exemption applied and difficulty in finding all of the information requested.

Summary of conclusions

This survey provides a comprehensive analysis of the key areas of compliance with FOI and EIRs. During 2005 the average council received 13 FOI/EIR requests a month and refused to disclose in just one case per month. Each request took an average of 16.4 hours to process, although wide deviations from this average were reported (from about 3.5 hours to over 50 hours).

The main users of the Act were private individuals closely followed by businesses. The media represented about 11% of the requests. The types of information most often requested were costs and expenses, active local issues and contracts.

Few authorities charged for providing information and 69% of authorities published their charging policy on their website. The main compliance problems reported included applying exemptions, lack of resources, balancing the public interest and requests which may affect a third party.

Positive aspects of the Act included developing a culture of more openness, improved records management and improved internal communication.

Overall this analysis raises questions which would justify further study. Examples include:

- spend on compliance and the areas of good practice which would assist councils in complying more cost-effectively whilst at the same time improving engagement with their electors
- education of senior staff and managers about the value of positive compliance and how this might contribute to the achievement of the broader objectives of the authority

We plan to repeat a survey of local authorities on broadly similar lines on an annual basis to enable trends to be seen and to contribute objective evidence as policies are reviewed.

Background

At the end of December 2005, the FOI Act had been fully in force for a year. To build on the data we collected in our first survey of local authority FOI practitioners, which covered the first six months of compliance, we carried out a second survey that covered calendar year 2005, or the first 12 months of compliance with the FOI Act 2000⁴.

Objectives

The main aim of this project was to identify how local authorities coped with FOI in the first year of implementation by studying the numbers and types of requests they received, problems they encountered, costs they incurred and lessons they learned. While the primary focus of the study was the FOI Act, requests which were handled under the Environmental Information Regulations 2004 (EIRs) were included.

Methodology

A web-based survey of 25 questions was designed and built using online survey software. The invitation to participate, accompanied by instructions for filling out the survey, was sent by email to FOI officers on 21 June 2006. The invitation included an incentive of the chance to win one of five £30 certificates toward Constitution Unit publications to those who completed the survey. Two reminder emails were sent on 4 July and 12 July to those who had not yet responded and the survey was closed on 8 August 2006. The questionnaire can be found in Appendix B.

Response rate

The target population of the survey was 387 English local authorities. We sought to obtain responses from the central FOI officer in each authority. For reasons of cost-effectiveness we communicated with authorities only via email. We built our list of email addresses of FOI practitioners from our existing email address list and filled in the missing addresses by locating them on council web sites or by phoning councils and asking for the email address of the principal FOI practitioner. Despite our best efforts, we did not reach all councils but we have reason to believe that at least 75% of councils received an email inviting them to fill in the survey. By the time the survey was closed, FOI practitioners at 112 authorities had completed the survey, which means that we achieved a response rate of nearly 29 per cent of the total population. Broken down by council type, we achieved response rates from each category ranging from 24% to 50%. (See Table 3)

Table 3 – Survey response rate by council type

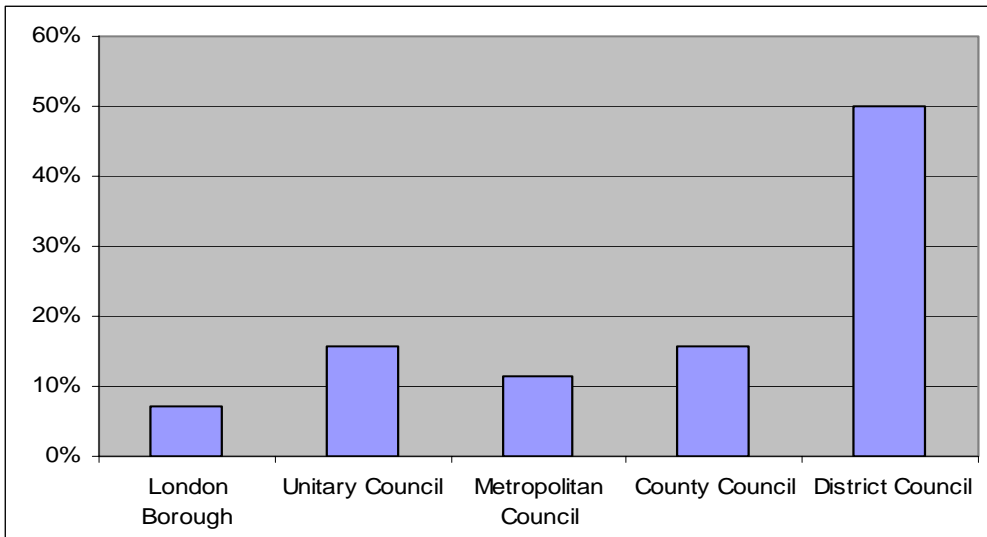
	Total number	Number that responded	Percentage
County councils	34	17	50%
District councils	238	57	24%
Metropolitan councils	36	13	36%
London boroughs	33	8	24%
Unitary councils	46	17	39%
Total	387	112	

⁴ Freedom of Information Act 2000: the first six months – the experience of local authorities in England (30 September 2005), The Constitution Unit (<http://www.ucl.ac.uk/constitution-unit/foidp/research/>)

Findings

To establish a basis for understanding the origin of the responses, we asked practitioners to identify for which type of council they work. 50% identified themselves as district council FOI practitioners, 15% each as practitioners at county councils and unitary councils, 11% at metropolitan councils and 7% in London boroughs.

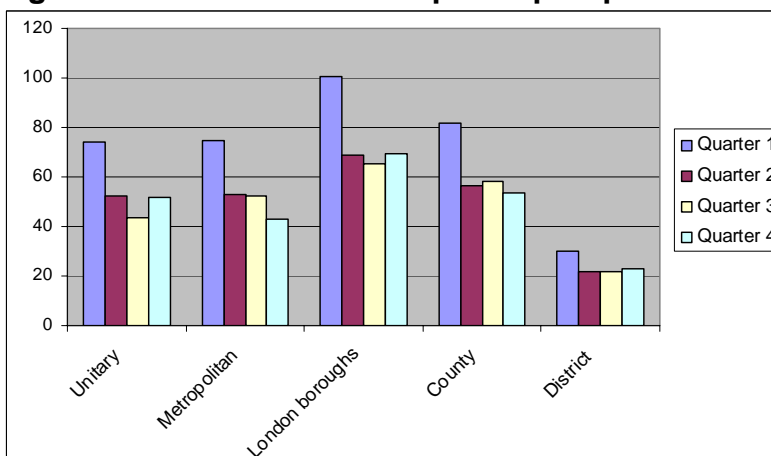
Figure 1 – Breakdown of respondents by council type



Statistics relating to: requests, release of information, refusals, internal reviews, meeting timescales and complaints to ICO (Q1, Q2, Q3, Q4, Q5, Q6⁵)

1. How many FOI and EIR requests did your authority receive during each quarter of 2005?
(Please use information recorded in your tracking system or your best estimate when reporting the number of requests. Please note that Quarter 1 refers to January to March, Quarter 2 to April to June, Quarter 3 to July to September, and Quarter 4 to October to December.)

Figure 2 – Number of FOI requests per quarter

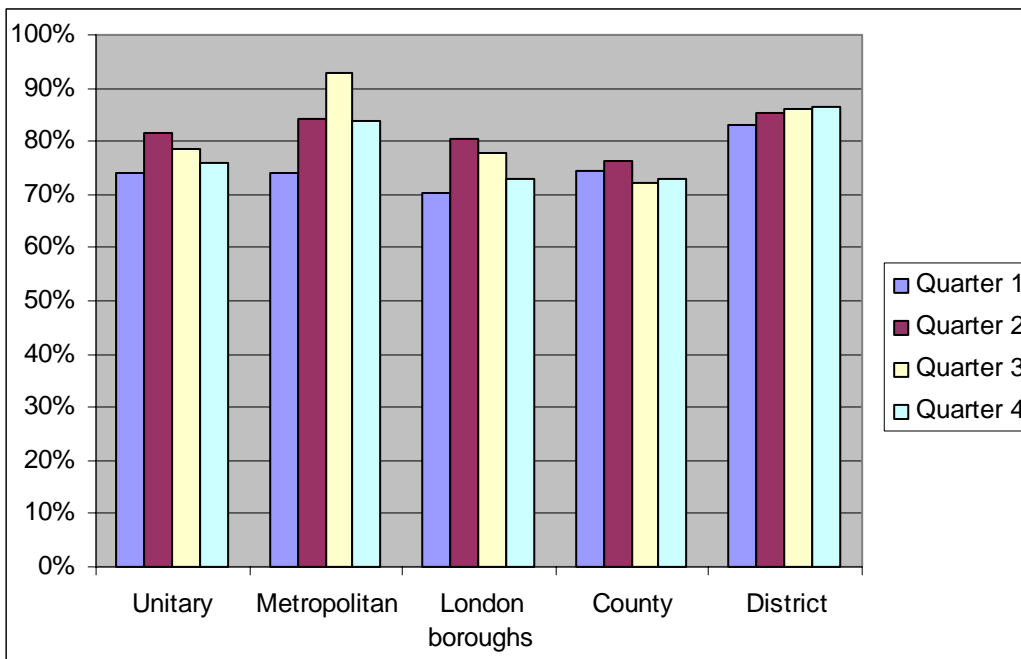


⁵ Due to extremely low numbers reported in response to the number of cases referred to the ICO, we have left the results of this question out of the report.

Figure 2 shows the average number of requests received by each type of council in each quarter of 2005. The number of requests dropped sharply after the first quarter, with numbers stabilising across quarters 2, 3 and 4. The average number of requests received by London boroughs was consistently higher over the year than those received by other types of authorities. The total number of requests increased in quarter 4 for unitary councils, London boroughs and district councils, though metropolitan and county councils saw a drop in requests from quarter 3 to quarter 4.

2. To the best of your knowledge, in 2005 how many FOI and EIR requests resulted in **full** release of the information requested?

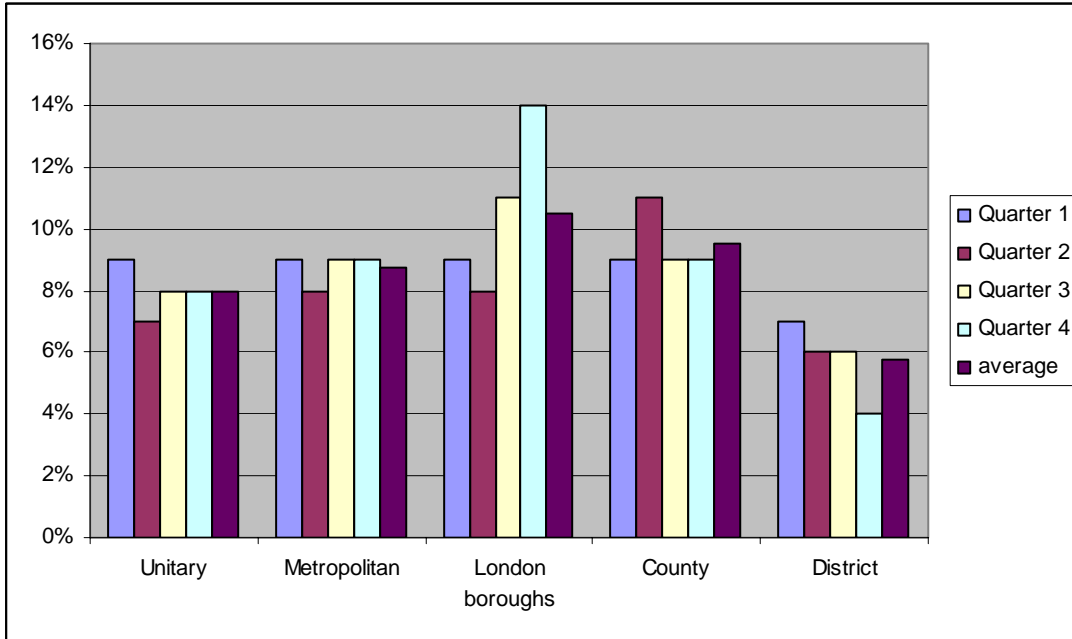
Figure 3 – Percentage of FOI requests that resulted in full disclosure



County councils reported the lowest rates of full disclosure, averaging 74% over the year, whereas district councils reported an average full disclosure rate of 85% across all four quarters. While metropolitan councils reached a full release rate of 93% in quarter 3 (the highest single quarterly result), this was offset by a drop in quarter 4 to 84%, thus pulling down their annual average.

3. To the best of your knowledge, in 2005 how many FOI and EIR requests resulted in a release of NONE of the information requested?

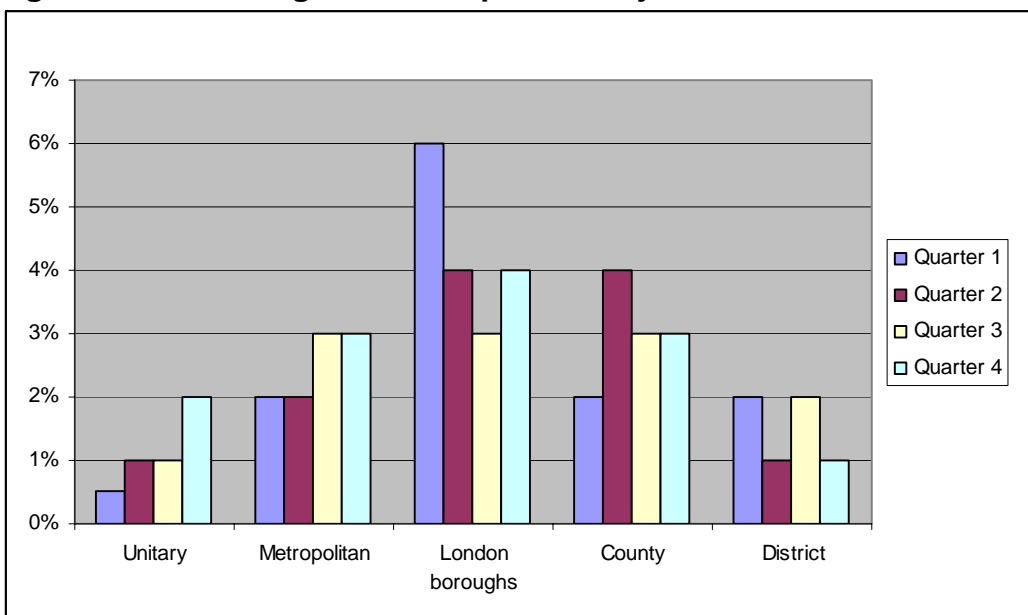
Figure 4 – Percentage of FOI requests that resulted in none of the information requested being released



The average refusal rate across councils over the entire year was 9%, which represents a small increase over the average refusal rate of 8% over the first six months. London boroughs showed the highest average refusal rate at 11%, boosted by a surge in full refusals from quarter 2 to quarter 4. District councils had the lowest average refusal rate over all four quarters at 6%.

4. To the best of your knowledge, how many requests were subject to an internal review within your authority in 2005?

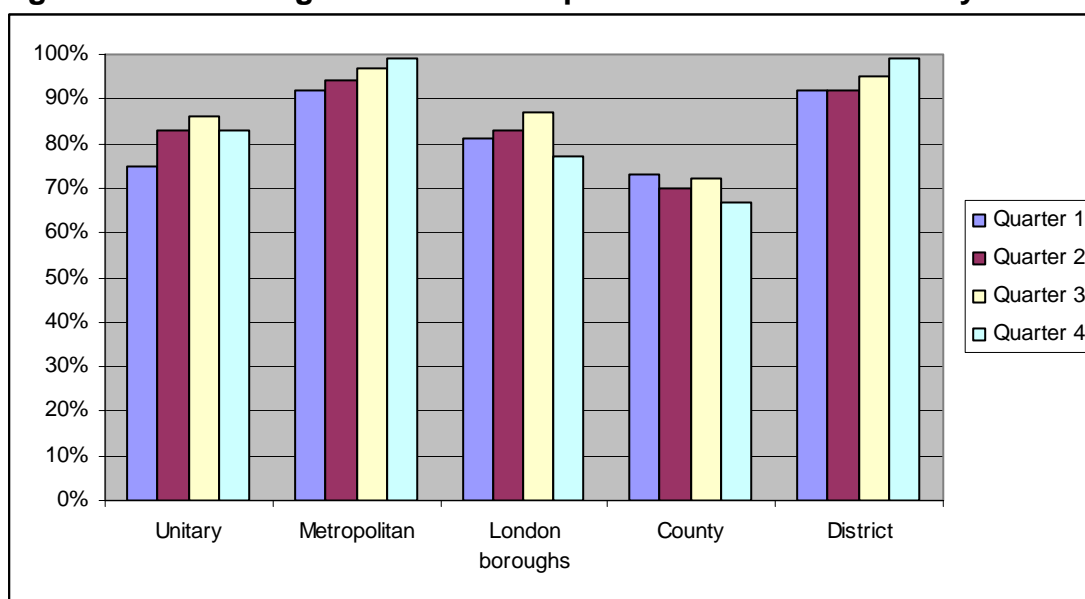
Figure 5 – Percentage of FOI requests subject to internal review



The average authority had 2% of their requests subjected to internal review over the year, while in the first six months the rate was 2.8%. Compared to other councils, London boroughs showed a consistently higher ratio of internal reviews to total requests – 4% across all four quarters. Unitary councils, at 1%, had the lowest overall average ratio of internal reviews across quarters.

6. To the best of your knowledge, how many FOI and EIR requests were settled within the statutory 20-day time limit in 2005?

Figure 6 – Percentage of FOI / EIR requests settled within 20 days



The average authority reported settling 85% of requests within the statutory time limit. Metropolitan councils and district councils showed a smooth improvement over time. Comparatively speaking, county councils showed the poorest performance, averaging a 75% ratio of requests settled within the time limit to total requests over all four quarters, while metropolitan councils performed best, settling an average of 95% of requests within the time-limit.

Staff assigned to FOI and EIR compliance tasks (Q7)

7. On average, how many full-time equivalent (FTE) staff were assigned to FOI and EIR compliance tasks in the following areas in 2005? *(Please count staff in terms full-time equivalents. For example, one full-time person and four people at 25% time each equals two FTEs.)*

Table 4 – FTEs assigned to FOI and EIR compliance tasks in 2005

1st Jan to 31st Dec 2005

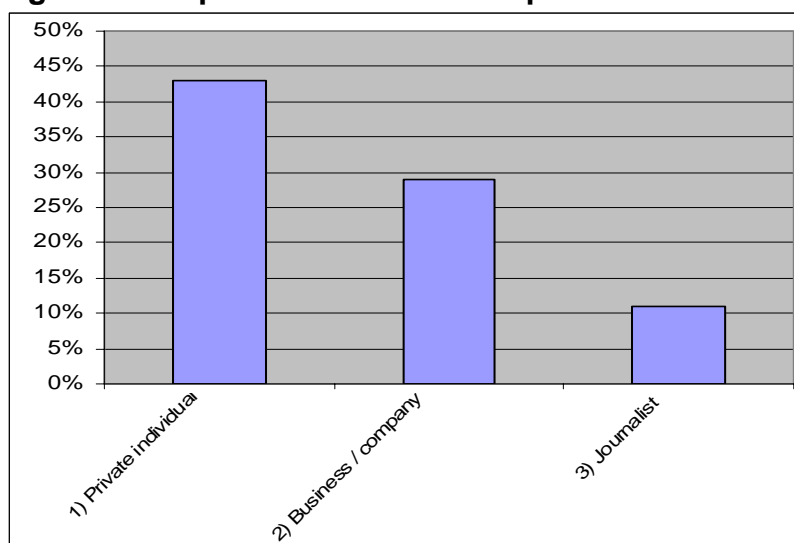
Authority	Central FTEs	Dept. FTEs	Total FTEs	Total FTEs (hrs/mth)	Total requests (1 year)	Average requests/mth	Average hrs per request
County councils							
Totals for 12 Councils	11.4	18.0	29.4	4116.0	2557	108	19.3
Average per council	1.0	1.5	2.5	343.0	213	18.0	
London Boroughs							
Totals for 6 Boroughs	5.9	10.5	16.4	2296.0	1997.0	166.2	13.8
Average per council	1.0	1.8	2.7	382.7	332.8	27.7	
Metropolitan							
Totals for 5 Councils	5.0	9.0	14.0	1960.0	1057.0	88.0	22.2
Average per council	1.0	1.8	2.8	392.0	211.4	17.6	
Unitary							
Totals for 9 Councils	8.1	7.3	15.4	2156.0	1841.0	153.4	14.1
Average per council	0.9	0.8	1.7	239.6	204.6	17.0	
District Councils							
Totals for 38 Councils	23.9	12.4	36.3	5082.0	3636.0	303.0	16.8
Average per council	0.6	0.3	1.0	133.7	95.7	8.0	
Overall averages	0.9	1.2	2.1	295.6	211.6	17.7	16.9

Note: Not all councils that responded provided detailed information for this question, so the averages have been calculated using only data given by those who did. The numbers of each type of council used to calculate the averages are shown in the table

Sources of requests and information requested (Q8, Q9, Q10, Q11)

8. To the best of your knowledge, please rank the following categories of FOI requesters to your organisation in 2005. (Please rank from one [most frequent type of requester] to eight [least frequent].)

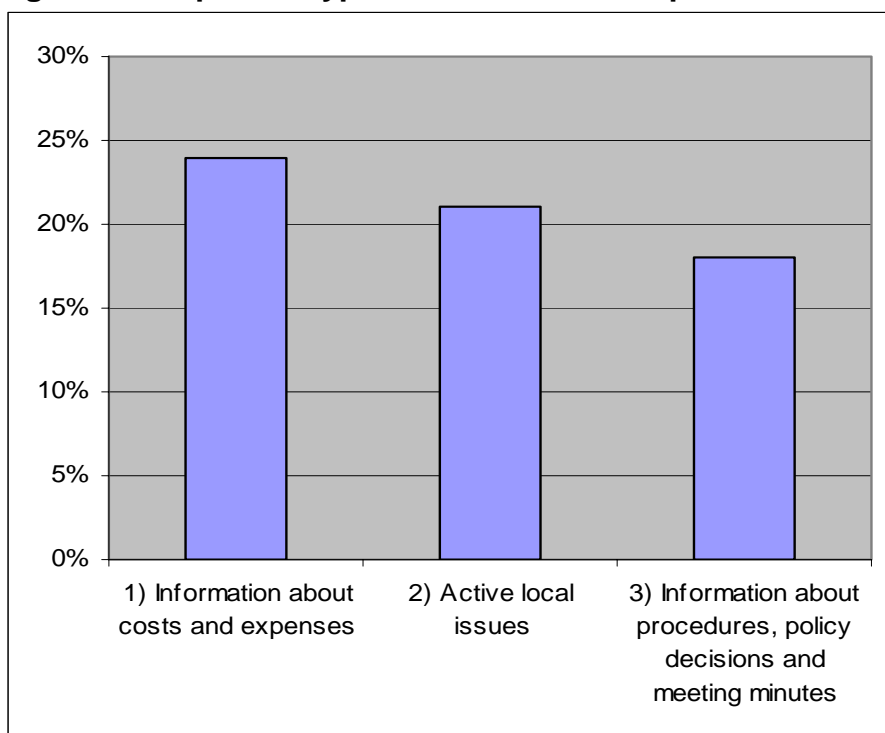
Figure 7 – Top three sources of requests



Private individuals were identified as the most frequent category of requester by 43% of respondents. The second most frequent category of requester was businesses/companies (including very small businesses), named by 29% of FOI practitioners. Journalists were cited by 11% of FOI practitioners to be the most frequent type of requester⁶.

9. To the best of your knowledge, please rank the following types of information requested of your department in 2005. (Please rank from one [most requested] to nine [least requested].)

Figure 8 – Top three types of information requested



Information about costs and expenses was identified by 24% of FOI practitioners to be the most frequent kind sought by requesters. The second most frequently requested category of information was active local issues, cited by 21% of respondents. At 16%, information about procedures, policy decisions and meeting minutes was the third most frequently requested category of information.

10. If you answered 'other' in question 9, please provide further details

Thirty-nine of the participants provided a total of 43 comments, which we have grouped into the categories shown below. Several could have been included in one of the seven main categories, one of which is 'active local issues'. One respondent suggested another category - "*local issues ... important to individuals.*" Had we included such a category, it would have most likely been placed in the top three. Overall, a rich mix of examples of request subject matter was provided. These are summarised on the following page:

Housing – six mentions

Requests for lists with details of empty properties. From information external to this survey as well this is believed to be a very common request.

⁶ For questions 8, 9, 16, and 18 (types of requesters, types of information requested, problems with compliance and positive aspects of FOI) we took respondents' first three choices and added them, applying a weighting of 50% to the second choice and 25% to the third.

Traffic management – six mentions

Requests relating to parking charge notices, and parking enforcement more generally

Education – three mentions

Local education questions including place provisions, exam comparisons, meals, IT provision, and bullying policies

Personal data about third parties – three mentions

Examples include personal information about complaints, personal data relating to neighbour disputes, anti-social behaviour, and information about an internal complaint

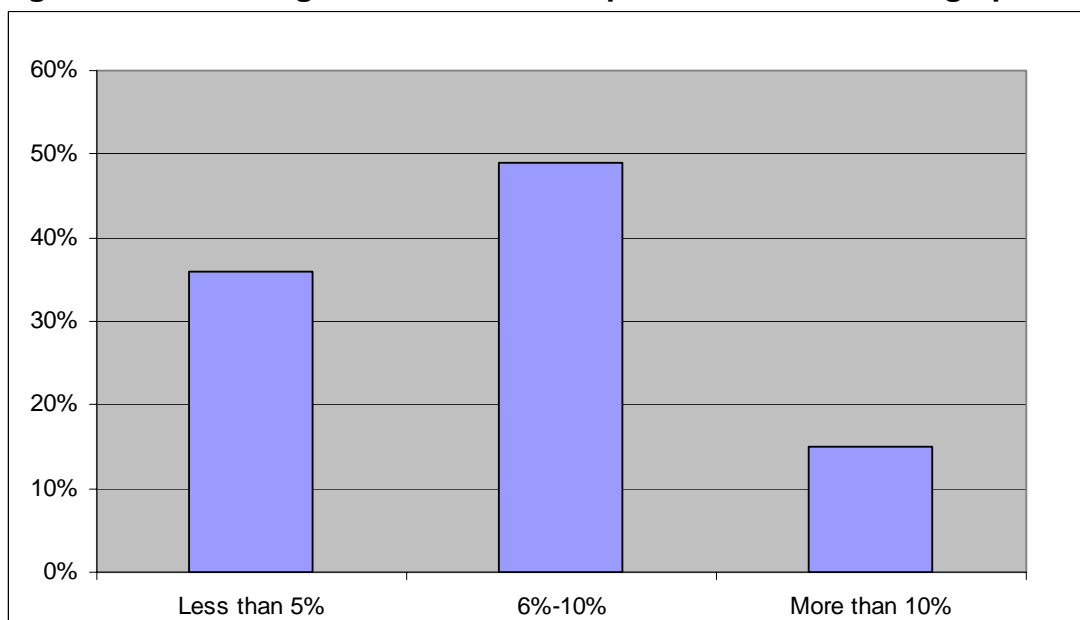
Other – twenty-five mentions

A varied mix of subjects. Examples include:

- how to apply for a visa, links between CCTV and data protection, market research/staffing issues, list of water cooling towers (a frequently made request, as noted in other surveys as well), location of dustcart depots, correspondence between a Councillor and MP, copy of corporate Christmas Card, information about care homes
- pollution control sites, licence applications, ASBOs, planning enforcement matters and old court cases, FOI training, number of FOI requests, etc., environmental information, public rights of way, information about products currently in use
- revisiting earlier complaints and individuals using FOI to pursue matters when in dispute with the council. (This was also raised as an issue in responses to question 20, 'additional comments and concerns'.)
- UFO sightings

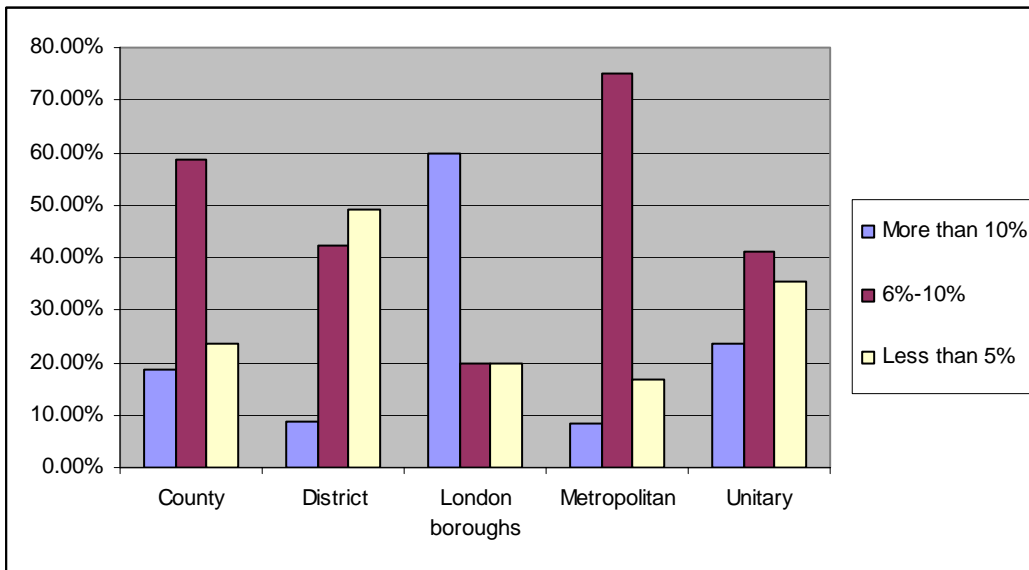
11. What percentage of requests did your authority receive in 2005 that you would regard as “high profile” requests of interest to the media and wider public?

Figure 9 – Percentage of information requested considered ‘high profile’



49% of respondents felt that 6% to 10% of total requests received by their organization were of interest to the media and wider public, while 36% felt that less than 5% of information requested would have been considered “high-profile”. 15% of respondents stated that more than 10% of their requests in 2005 would have been considered “high-profile”.

Figure 10 – Percentage of information requested considered ‘high profile’ (by council type)

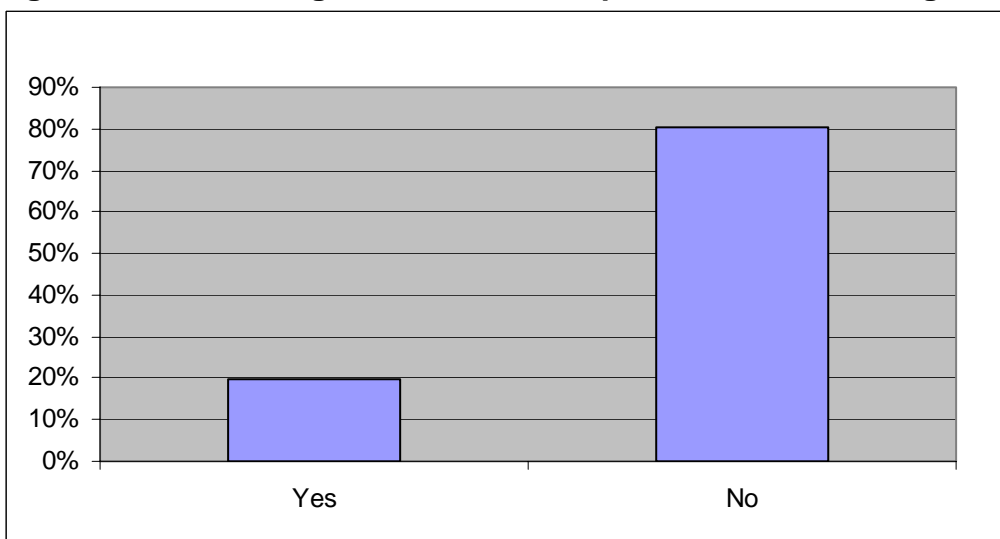


London boroughs appear to have received the majority of requests for high-profile information. 60% of all FOI practitioners who worked in London boroughs identified more than 10% of requests received by their organizations as “high-profile”. 70% of metropolitan council FOI practitioners and 59% of all respondents who worked in county councils felt that 6%-10% of total requests received were “high-profile”.

Publication of tracking system and disclosure log (Q12, Q13)

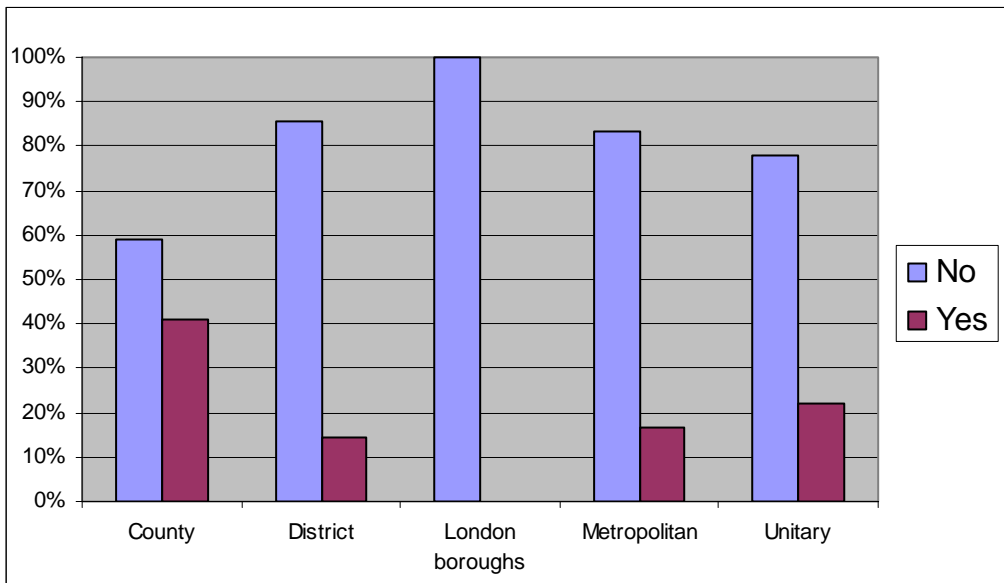
12. Does your authority publish its request and/or disclosure log on its web site?

Figure 11 – Percentage of councils that publish disclosure logs online



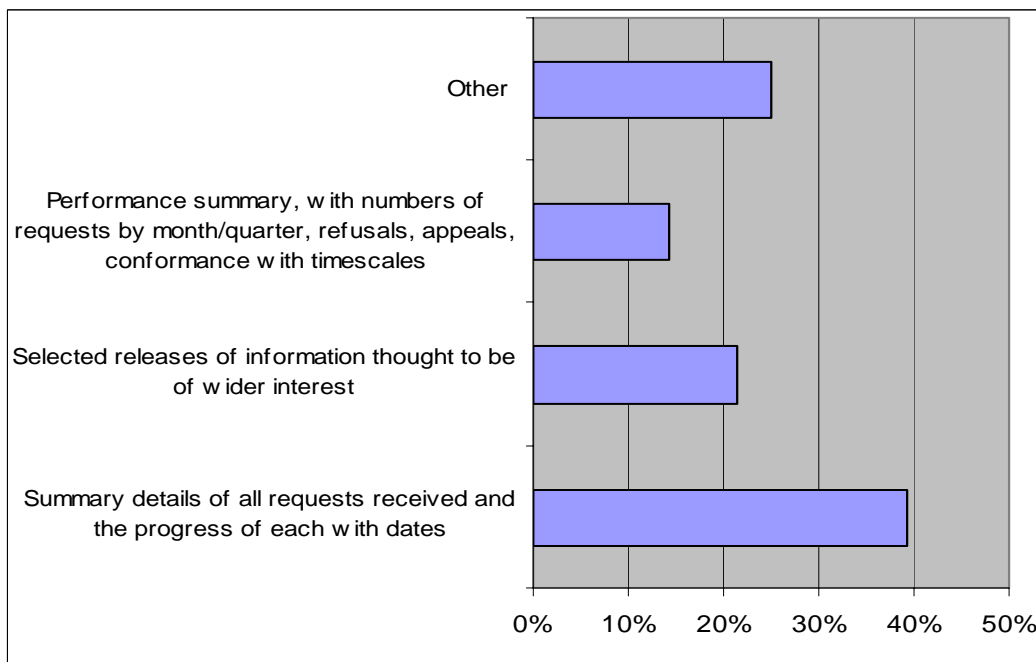
The overwhelming majority of practitioners stated that their authority did not publish its request or disclosure log on its website in 2005. This applied to all the London boroughs who responded to the survey. More county councils – 41.2% – have published their request/disclosure log on their website than any other type of council.

Figure 12 – Percentage of councils that publish disclosure logs online (by council type)



13. What categories of information from request and/or disclosure log are published?

Figure 13 – Categories of information published on disclosure log

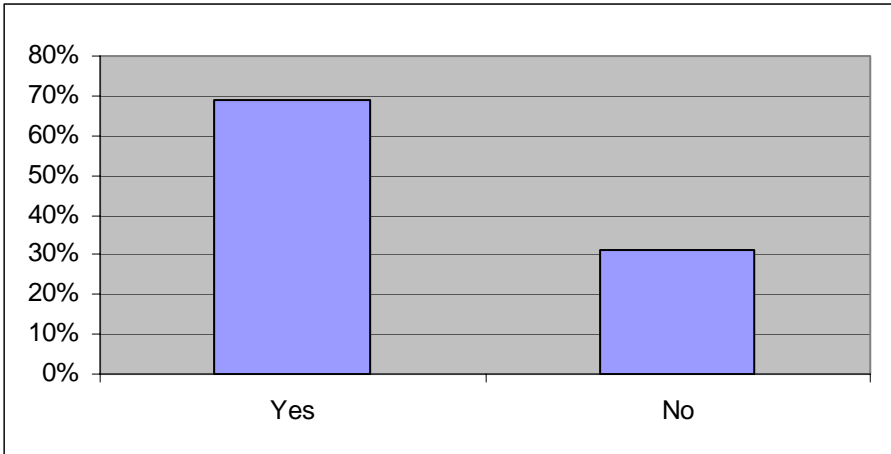


The most commonly published information on a disclosure log is the summary of request details and the progress of each, with dates, according to 39% of those who answered the question. The second-most commonly published information is information pertaining to selected releases of information thought to be of wider interest (21%). Very few councils publish performance summaries, with numbers of requests by month/quarter, refusals, appeals and conformance with time scales.

Charging fees for FOI requests (Q14, Q15)

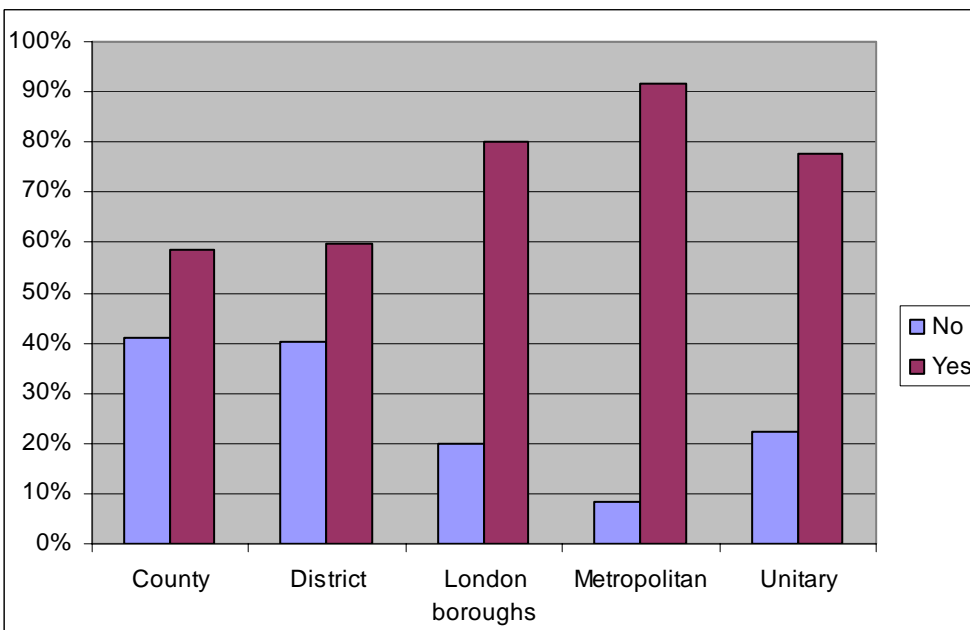
14. Is your authority's policy on charging for FOI and EIR requests published on its website?

Figure 14 – Percentage of councils that publish charging policy online



69% of all respondents stated that their policy on charging for FOI and EIR requests was published on their website.

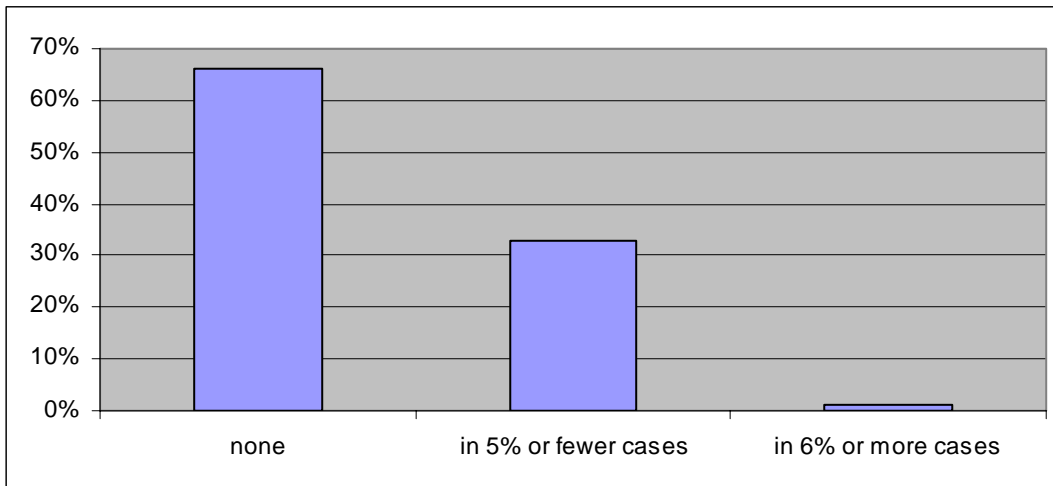
Figure 15 – Percentage of councils that publish charging policy online (by council type)



The majority of respondents from each kind of council type stated that their policy on charging for FOI and EIR requests is published on their website. More metropolitan councils publish their charging policy on their website than any other council type, while 41% of county council respondents stated that their authorities do not publish their charging policy on their website.

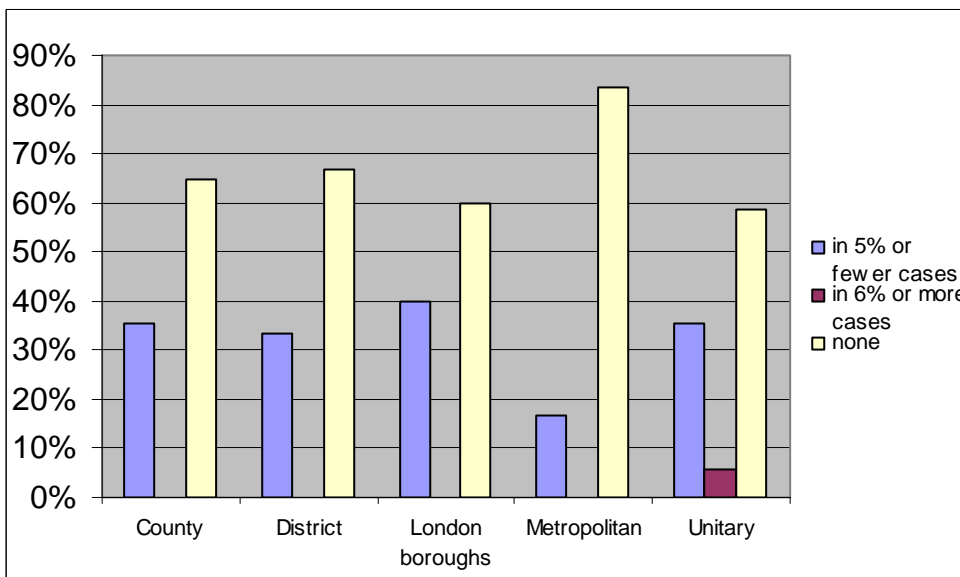
15. In what proportion of cases have you charged a fee for a request (NOT including photocopying, postage, etc)?

Figure 16 – Percentage of requests charged



The majority of practitioners (66%) stated that they did not charge a fee for requests in 2005 (not including photocopying, postage, etc). 33% state that they charged a fee for requests in 5% or fewer cases and 1% charged a fee 6% or more of the time.

Figure 17 – Percentage of requests charged (by council type)

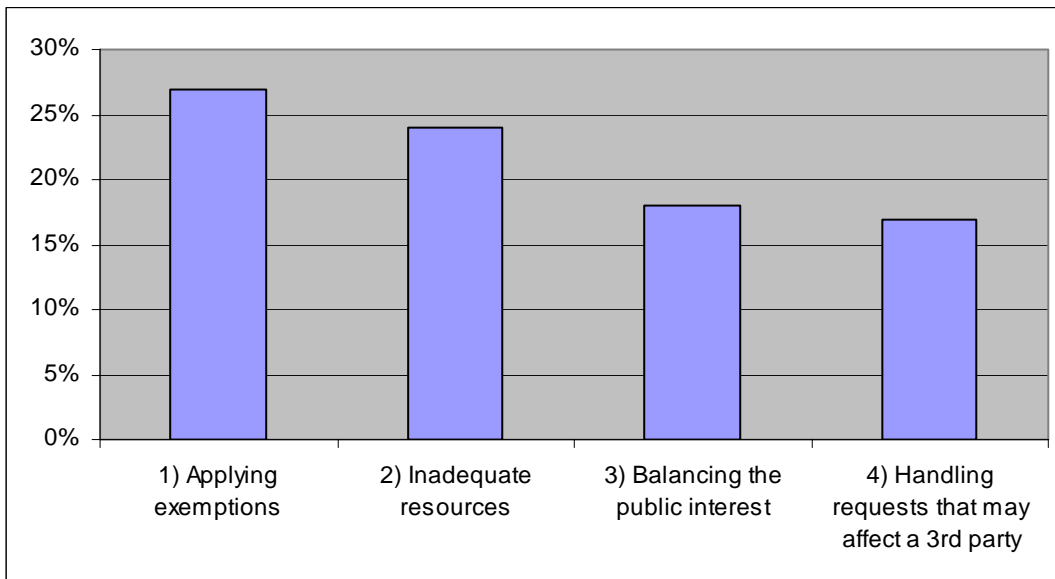


When the results are viewed across councils we can see that the only type of authority that charged a fee in 6% or more cases was unitary councils. More metropolitan councils (83%) did not charge a fee for processing requests than any other type of authority.

Problems with compliance and positive effects (Q16, Q17, Q18, Q19)

16. Please rank the following problems you have experienced with FOI/EIR compliance. (Please rank from one [most significant problem] to six [least significant].)

Figure 18 – Top four difficulties with compliance



27% of practitioners felt that applying exemptions was the most problematic aspect of FOI/EIR compliance and 24% highlighted the lack of resources available to them. 18% claimed that applying the public interest test is a top difficulty, while a further 17% referred to the problems of handling requests that may affect a third party.

2. If you answered 'Other' please provide further details here

25 of the participants provided additional details, which we have placed into the categories shown below. The largest reported category related to internal problems with compliance. Ten authorities reported problems with the attitudes of senior management and staff. Eight authorities referred to problems with requesters and four to records management problems.

Internal attitudes – ten mentions

“Getting senior officers to take FOI seriously”

“Persuading senior management and councillors to either release information or...to justify why it should be withheld”

“Lack of internal commitment from departments”

“Persuading staff that requests...should be passed through the FOI team to be logged...”

“Obtaining information from local managers within the statutory deadlines”

“Lack of understanding of impact of the legislation in some areas – some managers who object to disclosure”

‘Difficult requests/ers’ – eight mentions

“Dealing with a few but prominent ‘nutters”

“Requests that ask for explanation or analysis where this does not already exist in recorded form....We must decide whether to deny or do the new work.”

“Dealing with ambiguous requests and serial requesters”

“The same question being asked in an organised manner”

“Long running complaints which suddenly turn into FOI requests”

“Vexatiousness”

Records management issues – four mentions

“Locating the information”

“Less than ideal document management... does cause some difficulties”

“Finding the information – records management”

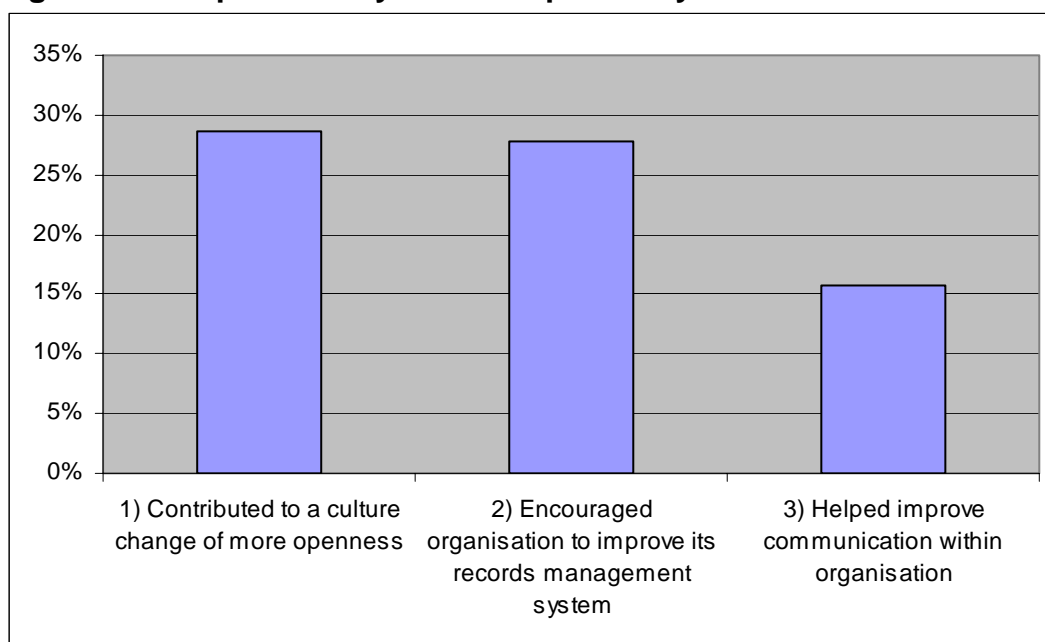
Other – three mentions

“Estimating whether the location, retrieval and extraction of information would exceed the fees limit”

“Meeting ...deadlines...particularly in holiday periods”

18. Please rank the following ways in which you think FOI has positively affected your organisation. (Please rank them from one [most positively affected] to six [least].)

Figure 19 – Top three ways FOI has positively affected council



The majority of practitioners (29%) feel that the most significant positive effect that FOI had on their organization in 2005 was a contribution to a culture change of more openness, while 28% cited the manner in which it encouraged their respective authority to improve their records management systems. Finally, 16% feel that FOI caused the communication within their organizations to improve.

4. ‘If you answered ‘other’ in question 18, please provide further details’

Nine of the participants provided comments in the ‘other’ category, which are categorised below. The category with the most mentions was the better handling of information. Two authorities could see no obvious benefits and two reported improved attitudes.

Better handling of information – five mentions

“Some requests have lead to the better arrangement of information ...”

“Putting more information on our website”

“It has encouraged decision makers to be more careful when making and recording decisions”

“Made us think more about our information assets”

No obvious benefits – two mentions

“I do not feel that management have helped towards openness”

“It has been another additional task required to be done without any additional resources”

Positive attitudes – two mentions

“It has been encouraging to see some people’s active interest in this area”

“Helped the organisation work together”

Overall/additional comments (Q20)

'Please provide any additional comments and any specific concerns about your experiences as an FOI practitioner'

43 of the participants provided comments in free form. We have broken these down into the categories shown below. A number of the comments fell into more than one category and some were made by only one or two respondents and have been noted under 'other comments'. The comments are ranked in order of number of mentions. For example, 'problems with applicants' was mentioned by nineteen authorities and 'lack of resources' by nine:

1. Problems with applicants – nineteen mentions

This was by far the largest category and was mentioned by nineteen authorities. However, different problems were raised according to the type of applicant. The following five areas of problem/applicant each received between two and nine mentions:

1.1 General – four mentions

A number of concerns were expressed about requesters' general lack of understanding of the FOI Act and the extra work this caused FOI officers. There was also concern about people who repeatedly request information under FOI.

"The public repeatedly misunderstand what they can get access to – often asking for private information about others."

"...problem with an ex-councillor who sends in a lot of requests which are sometimes deliberately attacking staff within the organisation. In 2005 this applicant sent in 95 out of over 200 requests."

1.2 Commercial applicants – nine mentions

A number of practitioners expressed concern that the use of the Act for commercial purposes was in some way inappropriate and not intended by the Act. This was sometimes combined with general concerns about the Re-use of Public Sector Information Regulations and the suggestion that companies should pay for information. Two authorities expressed the view that staff had 'bought into' FOI as a positive thing for the public, but became unmotivated when they saw that companies were major users. Business applicants asked for information as a business research and marketing tool, for example for details about contracts and organisation charts. Some typical comments included:

"The Act is being misused by commercial companies for their own gain. This is not helped by the Re-Use Regulations ..."

"The use of FOI by companies ... is regarded as being contrary to the 'spirit' of FOI ... and a poor way of developing good customer/supplier relations."

"Our perception is that FOI is being used to further the interests of the enquirer, often commercially, rather than meet any greater good."

1.3 The press – two mentions

Press activity is reported by some to be intense and to focus sometimes upon contentious, and at other times trivial, areas.

"(Press activity has) increased significantly and has focussed upon areas that are very contentious. Examples are, food safety, mines, hackney carriage licensing, contaminated land, councillors' expenses."

"...used by some journalists for fishing exercises and involving time wasting trivia such as the amount spent on biscuits."

1.4 Vexatious applicants – two mentions

References to vexatious requests implied that such requests are just suffered and take a lot of time, and there was a reluctance to make the situation worse with a complainant (see below).

1.5 Applicants using FOI as another route for unsatisfied complaints – two mentions

The use of FOI by people who had a complaint against the authority about some aspect of its service was reported by two practitioners.

“Many requests are from people who have exhausted the corporate complaints procedure.”

“The main problem we encounter are requests which arise from complaints...These are difficult...because we are not able in many cases to satisfy the complainant with our replies and although some of the requests could be considered vexatious, we are reluctant to use this...”

2 Lack of resources – nine mentions

The subject of lack of resources was raised frequently, but often for different reasons. For example, saying ‘no’ to requests which could be refused on cost grounds had an impact upon resources. A reluctance to publish information makes it harder to plan to reduce the on-going costs of FOI. There was a comment by one or two practitioners that vexatious requests are suffered rather than refused/managed and this had a big impact upon resources. A number simply referred to inadequate financial support provide for FOI activities or the need for FOI staff. Comments included:

“This authority is still reluctant to put information out in public domain or regularly provide media briefings on key local issues...”

“Little financial support available...”

“Need a dedicated FOI Officer”

“Requests are extremely time consuming to progress, averaging 13 hours per request”

3 Internal - training and systems – seven mentions

A number referred to the limitations of internal systems; others needed a logging system; and concerns were expressed about the handling of requests away from the central FOI resource.

“...a largely manual system doesn’t enable us to measure the true cost of dealing with FOI”

“Confusion over FOI requests and DP subject access requests”

“...problems with dealing with and coordinating requests around the council”

“Requests are routinely handled within each service unit as a matter of course.”

“Such is the size of the council that finding the right people to answer queries in the ... timeframe has been an issue.”

“I am happy that ‘central’ FOI enquiries will be dealt with...it is what happens ‘in the wilds’ that concerns me.”

4 Internal - policies and attitudes – six mentions

Comments were made about positive and negative attitudes towards FOI that were held by senior managers and staff. References were made to the value of an FOI champion and the Chief Executive taking FOI seriously. However this could affect the workload when it caused a reluctance to ‘say no’, even,

“...when it (the request) manifestly would exceed ... the national fees regs....”

There was also references to officers’ reluctance to find all the information which could lead to the applicant being short changed.

“Making senior managers and councillors realise that the consequences of withholding information...can be worse than releasing information with caveats to explain anything that may be misconstrued.”

Positive comments included:

“...most advantage from staff being aware of need to be ‘open’.”

“Culture of openness has improved.”

6 Other comments – six mentions

There were a number of other comments made only by one or two respondents that did not fit into one of the larger categories. These included a reference to the lack of adequate, timely guidance from ICO, combined with praise for the value of networks: “It has been very useful to make use of and contribute to networks of FOI practitioners ...”

Other comments included:

“As the council is [already] proud of its openness, FOI has had little benefit.”

“Confused approach to FOI/EIR – needs rationalisation, possibly linked to Re-use of PSI.”

“I would question the value of the Publication Scheme as separate document...it would make more sense to insist that local authorities keep their website up to date, rather than submitting schemes.”

“There is a strong presumption by the ICO that because of public funding, the threshold of privacy for employees should be lower than in the private sector. This seems a false distinction.”

Appendix A – Survey invitation letter

Dear FOI Officer,

We estimate that over 50% of FOI requests made to all public authorities in 2005 were made to local authorities (about 63,000 out of 120,000). Last year we carried out a detailed survey of the experience of local authorities during the first six months of the implementation of the FOI Act on behalf of the Improvement and Development Agency. The results showed that councils received an average of 14 requests per month and the average time spent handling each request was 13.6 hours. A number of problems were identified and suggestions made for the steps councils and central bodies could take to improve the experience of handling requests for councils and citizens.

We are grateful to all FOI officers who filled out that survey - over 70% of the 280 local authorities we reached gave a substantive response. A number of people have expressed an interest in the survey being extended to cover the entire year and we think that the results of such a survey could help:

- to ensure that local authorities' needs are properly taken into account when the operation of the Act is reviewed and policy changes are considered;
- to identify the need for advice, guidance and training to address issues specific to local authorities;
- to provide objective information to enable individual local authorities to see how they are doing in comparison with others and inform reviews of their own systems and policies.

In order to understand the issues of most importance to local authority FOI compliance officers and teams, we would like to invite you to participate in a survey covering the whole of 2005. We estimate that the questions will take about 30 minutes of your time. The survey is web-based and seeks information that we hope is readily available to you. After we have closed the survey on 21 July, we will select a small number of authorities for short discussions on the telephone to add more qualitative information to the conclusions. As an incentive to participate, we will give away five £30 certificates toward any Constitution Unit publications to a random selection of authorities whose FOI officers complete the survey.

Confidentiality

Your submission will be treated in confidence. The report and any published material will be written so that individuals and authorities are not identified. We may want to publish the full list of authorities who participate.

Thank you for your help,

Jim Amos, Honorary Senior Research Fellow
Sarah Holsen, Research Fellow
Craig MacDonald, Research Assistant

Appendix B – Survey

FOI 2005: How are things going for local authorities?

For the purposes of this survey, please use the following definition of an FOI request:

An 'FOI request' is a request for any information which is not handled as part of the organisation's 'business as usual'. For example, we expect requests for library opening times and informational leaflets to be 'business as usual', whereas a request for notes from the meeting that took place over the closure of the local swimming pool would be classed as an FOI request. Please include requests that fall under the Environmental Information regulations within this definition.

Number of FOI and EIR requests

1

How many FOI and EIR requests did your authority receive during each quarter of 2005? (Please use information recorded in your tracking system or your best estimate when reporting the number of requests. Please note that Quarter 1 refers to January to March, Quarter 2 to April to June, Quarter 3 to July to September, and Quarter 4 to October to December.)

Quarter 1	<input type="text"/>
Quarter 2	<input type="text"/>
Quarter 3	<input type="text"/>
Quarter 4	<input type="text"/>

Releases and refusals, internal reviews, complaints to ICO and timescales

2

To the best of your knowledge, in 2005 how many FOI and EIR requests resulted in **FULL** release of the information requested?

Quarter 1	<input type="text"/>
Quarter 2	<input type="text"/>
Quarter 3	<input type="text"/>

Quarter 4

3

To the best of your knowledge, in 2005 how many FOI and EIR requests resulted in a release of **NONE** of the information requested?

Quarter 1

Quarter 2

Quarter 3

Quarter 4

4

To the best of your knowledge, how many requests were subject to an internal review within your authority in 2005?

Quarter 1

Quarter 2

Quarter 3

Quarter 4

5

To the best of your knowledge, how many of the FOI and EIR requests made to your authority resulted in a complaint to the ICO in 2005?

Quarter 1

Quarter 2

Quarter 3

Quarter 4

6

To the best of your knowledge, how many FOI and EIR requests were settled within the statutory 20-day time limit in 2005?

Quarter 1

Quarter 2

Quarter 3

Quarter 4

Staff deployed on handling FOI and EIR requests

7

On average, how many full-time equivalent (FTE) staff were assigned to FOI and EIR compliance tasks in the following areas in 2005? *(Please count staff in terms full-time equivalents. For example, one full-time person and four people at 25% time each equals two FTEs.)*

Central information team	<input type="text"/>
All other departments	<input type="text"/>

Sources of requests and information requested

8

To the best of your knowledge, please rank the following categories of FOI requesters to your organisation in 2005. *(Please rank from one [most frequent type of requester] to eight [least frequent].)*

	1	2	3	4	5	6	7	8
Private individual	<input type="checkbox"/>	<input type="checkbox"/>	<input type="checkbox"/>	<input type="checkbox"/>	<input type="checkbox"/>	<input type="checkbox"/>	<input type="checkbox"/>	<input type="checkbox"/>
Journalist	<input type="checkbox"/>	<input type="checkbox"/>	<input type="checkbox"/>	<input type="checkbox"/>	<input type="checkbox"/>	<input type="checkbox"/>	<input type="checkbox"/>	<input type="checkbox"/>
Politician (MP, local councillor, or assistant etc)	<input type="checkbox"/>	<input type="checkbox"/>	<input type="checkbox"/>	<input type="checkbox"/>	<input type="checkbox"/>	<input type="checkbox"/>	<input type="checkbox"/>	<input type="checkbox"/>
Academic/student	<input type="checkbox"/>	<input type="checkbox"/>	<input type="checkbox"/>	<input type="checkbox"/>	<input type="checkbox"/>	<input type="checkbox"/>	<input type="checkbox"/>	<input type="checkbox"/>
Campaign group or charity	<input type="checkbox"/>	<input type="checkbox"/>	<input type="checkbox"/>	<input type="checkbox"/>	<input type="checkbox"/>	<input type="checkbox"/>	<input type="checkbox"/>	<input type="checkbox"/>
Local authority employee	<input type="checkbox"/>	<input type="checkbox"/>	<input type="checkbox"/>	<input type="checkbox"/>	<input type="checkbox"/>	<input type="checkbox"/>	<input type="checkbox"/>	<input type="checkbox"/>
Business/Company (including very small businesses)	<input type="checkbox"/>	<input type="checkbox"/>	<input type="checkbox"/>	<input type="checkbox"/>	<input type="checkbox"/>	<input type="checkbox"/>	<input type="checkbox"/>	<input type="checkbox"/>

	<input type="checkbox"/>	<input type="checkbox"/>	<input type="checkbox"/>	<input type="checkbox"/>	<input type="checkbox"/>	<input type="checkbox"/>	<input type="checkbox"/>	<input type="checkbox"/>
Lawyer								

	<input type="checkbox"/>	<input type="checkbox"/>	<input type="checkbox"/>	<input type="checkbox"/>	<input type="checkbox"/>	<input type="checkbox"/>	<input type="checkbox"/>	<input type="checkbox"/>
--	--------------------------	--------------------------	--------------------------	--------------------------	--------------------------	--------------------------	--------------------------	--------------------------

9

To the best of your knowledge, please rank the following types of information requested of your department in 2005. *(Please rank from one [most requested] to nine [least requested].)*

	1	2	3	4	5	6	7	8
--	---	---	---	---	---	---	---	---

Information about costs and expenses	<input type="checkbox"/>	<input type="checkbox"/>	<input type="checkbox"/>	<input type="checkbox"/>	<input type="checkbox"/>	<input type="checkbox"/>	<input type="checkbox"/>	<input type="checkbox"/>
--------------------------------------	--------------------------	--------------------------	--------------------------	--------------------------	--------------------------	--------------------------	--------------------------	--------------------------

Information about procedures, policy decisions and meeting minutes	<input type="checkbox"/>	<input type="checkbox"/>	<input type="checkbox"/>	<input type="checkbox"/>	<input type="checkbox"/>	<input type="checkbox"/>	<input type="checkbox"/>	<input type="checkbox"/>
--	--------------------------	--------------------------	--------------------------	--------------------------	--------------------------	--------------------------	--------------------------	--------------------------

Personal data about staff	<input type="checkbox"/>	<input type="checkbox"/>	<input type="checkbox"/>	<input type="checkbox"/>	<input type="checkbox"/>	<input type="checkbox"/>	<input type="checkbox"/>	<input type="checkbox"/>
---------------------------	--------------------------	--------------------------	--------------------------	--------------------------	--------------------------	--------------------------	--------------------------	--------------------------

Performance measures / other statistics	<input type="checkbox"/>	<input type="checkbox"/>	<input type="checkbox"/>	<input type="checkbox"/>	<input type="checkbox"/>	<input type="checkbox"/>	<input type="checkbox"/>	<input type="checkbox"/>
---	--------------------------	--------------------------	--------------------------	--------------------------	--------------------------	--------------------------	--------------------------	--------------------------

Information about contracts with your organisation	<input type="checkbox"/>	<input type="checkbox"/>	<input type="checkbox"/>	<input type="checkbox"/>	<input type="checkbox"/>	<input type="checkbox"/>	<input type="checkbox"/>	<input type="checkbox"/>
--	--------------------------	--------------------------	--------------------------	--------------------------	--------------------------	--------------------------	--------------------------	--------------------------

Health & safety matters	<input type="checkbox"/>	<input type="checkbox"/>	<input type="checkbox"/>	<input type="checkbox"/>	<input type="checkbox"/>	<input type="checkbox"/>	<input type="checkbox"/>	<input type="checkbox"/>
-------------------------	--------------------------	--------------------------	--------------------------	--------------------------	--------------------------	--------------------------	--------------------------	--------------------------

Active local issues	<input type="checkbox"/>	<input type="checkbox"/>	<input type="checkbox"/>	<input type="checkbox"/>	<input type="checkbox"/>	<input type="checkbox"/>	<input type="checkbox"/>	<input type="checkbox"/>
---------------------	--------------------------	--------------------------	--------------------------	--------------------------	--------------------------	--------------------------	--------------------------	--------------------------

Other (please specify)	<input type="checkbox"/>	<input type="checkbox"/>	<input type="checkbox"/>	<input type="checkbox"/>	<input type="checkbox"/>	<input type="checkbox"/>	<input type="checkbox"/>	<input type="checkbox"/>
------------------------	--------------------------	--------------------------	--------------------------	--------------------------	--------------------------	--------------------------	--------------------------	--------------------------

10

If you answered 'Other' in question 9, please provide further details here.

11

What percentage of requests did your authority receive in 2005 that you would regard as “high profile” requests of interest to the media and wider public?

- Less than 5%
- 6%-10%
- More than 10%

Publication of tracking system and disclosure log

12

Does your authority publish its request and/or disclosure log on its web site?

- Yes (please go to question 13)
- No (please go to question 14)

13

What categories of information from request and/or disclosure log are published?

- Summary details of all requests received and the progress of each with dates
- Selected releases of information thought to be of wider interest
- Performance summary, with numbers of requests by month/quarter, refusals, appeals, conformance with timescales

Other (please provide details)

Charging fees for FOI requests

14

Is your authority's policy on charging for FOI and EIR requests published on its website?

- Yes
- No

15

In what proportion of cases have you charged a fee for a request (NOT including photocopying, postage, etc).?

- none
- in 5% or fewer cases
- in 6% or more cases

Problems with compliance

16

Please rank the following problems you have experienced with FOI/EIR compliance. (*Please rank from one [most significant problem] to six[least significant].*)

1	2	3	4	5	6
Balancing the public interest					



Applying exemptions



Handling requests for information that may affect a third party



Handling requests which could be subject to the EIRs



Inadequate resources



Other (please specify in question 17)



17

If you answered 'Other' to question 16, please provide further details here.

Text input field with a vertical scroll bar on the right side.

18

Please rank the following ways in which you think FOI has positively affected your organisation. (Please rank the from one [most positively affected] to six [least].)

1 2 3 4 5 6

Increased public trust and confidence in your organisation



Encouraged your organisation to improve its record management system



Contributed to a culture change of more openness



Helped improve communication within your organisation



Provided new information about delivery of services



Other (please specify in question 19)



19

If you answered 'Other' to question 18, please provide further details here.

Overall/additional comments

20

Please provide any additional comments and any specific concerns about your experiences as an FOI practioner in the box below:

Contact details

21

For which type of authority do you work?

- London Borough
- Unitary council
- Metropolitan council
- County council
- District council

22

Please provide us with the name of your organisation:

Participation in future research

23

Would you be willing to participate in further research, including a telephone interview, about your experiences as an FOI practitioner?

- Yes in principle
- No

24

Please provide us with your work email address. *If you wish to be entered in the draw for one of five £30 vouchers toward Constitution Unit publications, please provide this information. A full list of publications can be found on at the [Constitution Unit](#) website*

25

Do you think your organisation would be willing to participate in a survey of its FOI requesters?

Yes in principle

No

Appendix C – Breakdown of number of requests and appeals by council type

CU survey: estimates of requests, refusals, etc
1st January to 31st December 2005

Category	Total requests	Total full release	No info. released	Internal reviews	Complaints to ICO
County Councils					
Total for 17 councils	4249.0	3146.0	385.0	124.0	15
Average/council	249.9	185.1	22.6	7.3	0.9
Total for 34 councils	8498.0	6292.0	770.0	248.0	30.0
London Boroughs					
Total for 8 boroughs	2436.0	1826.0	254.0	94.0	17
Average/borough	304.5	228.3	31.8	11.8	2.1
Total for 33 boroughs	10048.5	7532.3	1047.8	387.8	70.1
Metropolitan					
Total for 13 councils	2937.0	2479.0	228.0	68.0	14
Average/council	225.9	190.7	17.5	5.2	1.1
Total for 36 councils	8133.2	6864.9	631.4	188.3	38.8
Unitary					
Total for 17 councils	4077.0	3092.0	429.0	46.0	13
Average/council	254.8	193.3	26.8	2.9	0.8
Total for 46 councils	11721.4	8889.5	1233.4	132.3	37.4
Other Councils:					
average/council	258.8	199.3	24.7	6.8	1.2
Other Councils: total (149)	38401.1	29578.7	3682.5	956.3	176.3
District Councils					
Total for 57 councils	5536.0	4691.0	338.0	90.0	30.0
Average/council	92.3	78.2	5.6	1.5	0.5
District Councils total (238)	21959.5	18607.6	1340.7	357.0	119.0
All Local authorities					
Totals (387 authorities)	60360.6	48186.3	5023.2	1313.3	295.3
average/authority	156.0	124.5	13.0	3.4	0.8
%s of total requests		79.8	8.3	2.2	0.5

Note: totals for each council type are based upon the response to number of requests. Where fewer responses were received, the numbers are adjusted to reflect the number of councils which provided total request figures