

### **Visual essay:**

If you haven't made any films before, we would instead like you to submit, alongside your written application, a visual essay.

By visual essay we mean a series of photographs shot by you telling a story. The visual essay should be made up from between 10-20 photographs.

What we are looking for is a series of stills that together build up a visual narrative. We are not looking for the ability of a stills photographer that is able to capture the decisive moment but the ability of a filmmaker who can tell a story visually using a series of interrelated images.

For example you may want to use your visual essay to introduce us to a specific location, its character and the people populating it. Or you might want to cover a specific event, action or tell the story of a particular individual. If you decide to do the latter, remember that we are not simply looking for portrait images but would like you to contextualise the person, give us a hint of what he/she is interested in, their profession, how they live and anything that gives us an insight into their character.

You may use some text to accompany the photographs. The text used could be descriptive to indicate context or bits of dialogue to indicate specific content. Sometimes a title is more than enough to guide the viewer into your story. As for text we prefer brevity. Also remember the core of your story should be told visually and thus be able to stand on its own and not depend on text. A title and some keywords or a few short sentences should be enough.

Please add your photographs to a doc and save it as a pdf. There is no need to use high resolution photographs. We are not going to print the visual essays but only look at the digital file. High resolution photographs will only make the documents unnecessarily large and cumbersome to send and download. As a guideline 100kb per photograph is enough.

Please see below for a couple of examples of what we are looking for in a visual essay. Also have a look at the legendary *La Jetée* by Chris Marker, a film constructed almost entirely from stills.

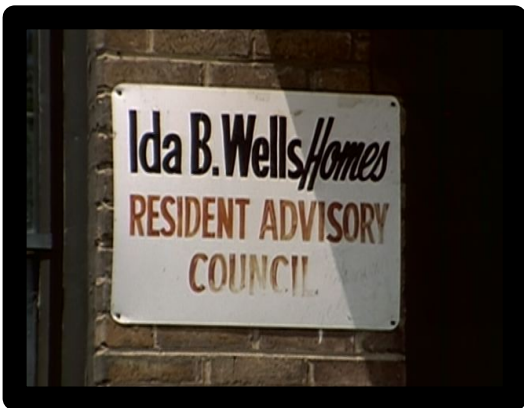
<https://myspace.com/musiconlips/video/la-jet-e-the-jetty-chris-marker-full-movie/60214837>

Good luck!

One example of how to establish a location.  
Stills to be 'read from left to right.



All the stills extracted from **PUBLIC HOUSING** by Frederick Wiseman.




All the stills extracted from **PUBLIC HOUSING** by Frederick Wiseman.





One example of how to build a scene and tell the story of an everyday activity in a specific location supported by some dialogue.

Stills to be 'read from left to right.



All the stills extracted from **THE 3 ROOMS OF MELANCHOLIA**  
by Pirjo Honkasalo.



All the stills extracted from **THE 3 ROOMS OF MELANCHOLIA**  
by Pirjo Honkasalo.