



Installing the Darwin exhibition


The pavement galleries in the Hospital are large lightboxes, each measuring 119.7cm x 80cm. Each panel takes one hour to install, and the following pictures show how complex a job this is.



Adam cleans a lightbox ready to receive the first exhibition panel.



Daniel cleans the heavy glass cover of the lightbox.



Guy installs strip lighting in the lightbox. Each exhibition change requires a new set of lights.



Guy and Adam lower a translucent panel onto the lightbox.



Daniel places an image on top of the translucent panel. The images themselves are translucent so that the lights shine through, making the colours very bright and exciting.



Adam polishes the glass cover of the lightbox.



Guy threads lifting tapes through rings on the glass cover of the lightbox.



Guy and Daniel lower the glass cover onto the lightbox.



Adam polishes the glass while Daniel removes the lifting tapes and rings.



Guy inserts a rubber strip to seal the edges of the lightbox and Daniel finishes with a transparent sealant which keeps out dust and liquids, allowing the floor to be washed frequently.